

(12)

EUROPEAN PATENT APPLICATION
published in accordance with Art. 158(3) EPC

(43) Date of publication:
24.05.2006 Bulletin 2006/21

(51) Int Cl.:
C12N 1/00^(1980.01) C02F 11/02^(1980.01)

(21) Application number: 03818540.1

(86) International application number:
PCT/JP2003/011008

(22) Date of filing: 29.08.2003

(87) International publication number:
WO 2005/023997 (17.03.2005 Gazette 2005/11)

(84) Designated Contracting States:
AT BE BG CH CY CZ DE DK EE ES FI FR GB GR
HU IE IT LI LU MC NL PT RO SE SI SK TR

- TAKATA, Kazutaka
Kobe-shi, Hyogo 655-0039 (JP)
- HASEGAWA, Susumu
Kobe-shi, Hyogo 651-2242 (JP)

(30) Priority: 27.08.2003 JP 2003209106

(71) Applicant: KOBELCO ECO-SOLUTIONS CO., LTD.
Kobe-shi,
Hyogo 651-0072 (JP)

(74) Representative: Wablat, Wolfgang
Patentanwalt
Dr. Dr. W. Wablat
Potsdamer Chaussee 48
14129 Berlin (DE)

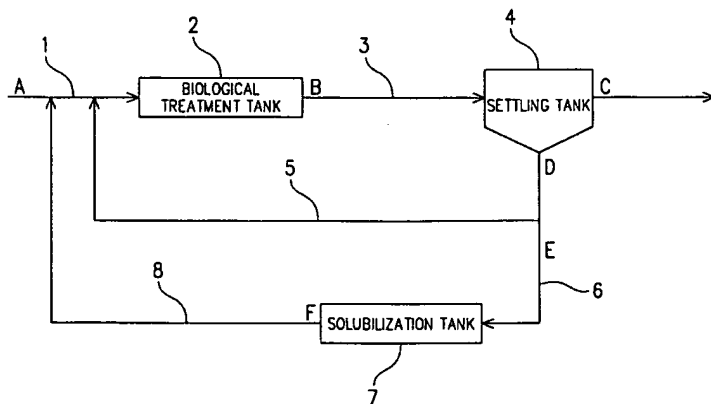
(72) Inventors:
• AKASHI, Akira
Kobe-shi, Hyogo 655-0043 (JP)

(54) **NOVEL MICROORGANISM AND METHOD OF TREATING ORGANIC SOLID MATTERS WITH THE USE OF THE MICROORGANISM**

(57) An object of the present invention is to provide a novel microorganism which has an excellent ability to solubilize a variety of organic solid matter such as biological sludge including raw sludge and excess sludge discharged from sewage treating processes at sewage treatment plants, night soil treatment plants or the like,

or organic sludge discharged from production processes or wastewater treatment processes at food plants, chemical plants or the like. A novel microorganism of the present invention belongs to genus *Geobacillus*, which has an ability to produce a solubilizing enzyme for solubilizing organic solid matter such as organic sludge or biological sludge.

Fig . 1



EP 1 659 171 A1

Description

Technical Field

5 [0001] The present invention relates to a novel microorganism having an ability to produce a solubilizing enzyme which solubilizes a variety of organic solid matter such as biological sludge including raw sludge and excess sludge discharged from sewage treating processes at sewage treatment plants, night soil treatment plants or the like, or organic sludge discharged from production processes or wastewater treatment processes at food plants, chemical plants or the like; and a process for treatment of organic solid matter using the microorganism.

10

Background Art

[0002] Conventionally, there have been hitherto reports on the processes for treating a variety of organic solid matter such as biological sludge including raw sludge and excess sludge discharged from sewage treating processes at sewage treatment plants, night soil treatment plants or the like, or organic sludge discharged from production processes or drainage treatment processes at food plants, chemical plants or the like, which are the processes for solubilization of organic solid matter, wherein organic solid matter is biologically decomposed by the action of bacteria or the like; and the strains which are expected to be applied thereto, as described in the following Prior Art Documents 1 to 4.

20

Prior Art Document 1: JP-A No. 7-184640

[0003] Prior Art Document 2: Report on Development of New Drainage Treatment System Utilizing Biotechnology (Part on Sewage), pp. 73-77, Public Works Research Center (Japan) (Feb. 1991).

25 [0004] Prior Art Document 3: Shigeru Kume and Yusaku Fujio, "Digestion of Municipal Sewage Sludge by a Mixture of Thermophilic Bacilli and Their Culture Extract," J. Gen. Appl. Microbiol., 36, 189-194 (1990).

[0005] Prior Art Document 4: Yusaku Fujio and Shigeru Kume, "Isolation and Identification of Thermophilic Bacteria from Sewage Sludge Compost," Journal of Fermentation and Bioengineering, Vol. 72, No. 5, 334-337 (1991).

30 [0006] The above-mentioned Prior Art Document 1 relates to a process for treatment of a yeast extract residue using a strain producing an enzyme which specifically decomposes the yeast extract residue, namely, a strain belonging to genus Oerskovia sp. 24 (FERM P-13692).

[0007] The above-mentioned Prior Art Document 2 discloses an anaerobic strain belonging to Clostridium bifermens, which achieves specific solubilization of sterilized excess sludge under anaerobic conditions.

35 [0008] Further, the above-mentioned Prior Art Documents 3 and 4 disclose digestion of sludge using a strain belonging to Bacillus stearothermophilus which is isolated from sewage sludge compost aerobically under high temperature conditions.

[0009] However, according to Prior Art Document 1, there is a problem that the subject that can be treated by decomposition is substantially limited to the yeast extract residue.

40 [0010] Also, the strains disclosed in Prior Art Documents 2 to 4 are known to show low treatment efficiencies because they respectively show efficiencies for sludge solubilization of 25% after 10 days and of about 40 to 50% after 20 days, thus requiring a long period of time to achieve a predetermined solubilization rate. Further, such low treatment efficiency still remains as a problem to be solved in the industrial use of the strains.

Disclosure of the Invention

45 [0011] In order to solve these problems, the present inventors have searched for a microorganism which has an excellent effect for solubilizing organic solid matter such as sludge and which can increase the treatment efficiency by significantly reducing the treatment time to achieve a predetermined solubilization rate.

[0012] As a result, they isolated a novel microorganism belonging to genus Geobacillus which satisfies such requirements, thus completing the present invention.

50 [0013] Thus, the invention described in claim 1 is a novel microorganism belonging to genus Geobacillus, which has an ability to produce a solubilizing enzyme for solubilizing organic solid matter such as organic sludge or biological sludge.

[0014] Further, the invention described in claim 2 is a novel microorganism belonging to genus Geobacillus, which has an ability to produce a solubilizing enzyme for solubilizing organic solid matter such as organic sludge or biological sludge and has the following mycological characteristics:

55

A. Morphological characteristics

(1) Shape and size of cell: rod-shaped cell with a width of 0.7 to 0.8 μm and a length of 2.0 to 4.0 μm

(2) Presence or absence of motility: present

(3) Presence or absence of spore: present

5 B. Cultivating characteristics (Nutrient agar plate culture)

(1) Colony morphology: circular, entirely smooth edge, low convex

(2) Color: cream color

(3) Gloss: present

10 C. Physiological characteristics

(1) Gram staining property: +

(2) Nitrate reduction: -

(3) Indole production: -

15 (4) Hydrogen sulfide production: -

(5) Use of citric acid: -

(6) Urease: -

(7) Oxidase: +

(8) Catalase: +

20 (9) Attitude to oxygen: aerobic

(10) O- F test (glucose) : - /-

(11) Production of acid and gas from saccharides D-glucose: acid (+)/gas (-) .

25 **[0015]** The invention described in claim 3 is a novel microorganism belonging to genus Geobacillus, which has an ability to produce a solubilizing enzyme for solubilizing organic solid matter such as organic sludge or biological sludge and has the following mycological characteristics:

A. Morphological characteristics:

30 (1) Shape and size of cell: rod-shaped cell with a width of 0.7 to 0.8 μm and a length of 2.0 to 4.0 μm

(2) Presence or absence of motility: present

(3) Presence or absence of spore: present

35 B. Cultivating characteristics (Nutrient agar plate culture)

(1) Colony morphology: circular, entirely smooth edge, low convex

(2) Color: cream color

(3) Gloss: present

40 C. Physiological characteristics

(1) Gram staining property: +

(2) Nitrate reduction: -

(3) Indole production: -

45 (4) Hydrogen sulfide production: -

(5) Use of citric acid: -

(6) Urease: -

(7) Oxidase: +

(8) Catalase: +

50 (9) Attitude to oxygen: aerobic

(10) O-F test (glucose): - /-

(11) Production of acid and gas from saccharides D-glucose: acid (+)/gas (-) .

(12) Fermentability test

55 (a) D-glucose: +

(b) D-fructose: +

(c) D-mannose: +

(d) D-sorbitol: -

- (e) Inositol: -
- (f) Maltose: +
- (g) Trehalose: +

5 (13) Other physiological characteristics

- (a) β -Galactosidase activity: -
- (b) Arginine dihydrolase activity: -
- (c) Lysine dicarboxylase activity: -
- 10 (d) Tryptophan deaminase activity: -
- (e) Acetoin production: -
- (f) Gelatinase activity: +
- (g) Ornithine dicarboxylase activity: - .

15 [0016] The invention described in claim 4 is the novel microorganism according to claim 1, which is Geobacillus sp. SPT4 (FERM BP-08452); the invention described in claim 5 is the novel microorganism according to claim 1, which is Geobacillus sp. SPT5 (FERM BP-08453); the invention described in claim 6 is the novel microorganism according to claim 1, which is Geobacillus sp. SPT6 (FERM BP-08454); and the invention described in claim 7 is the novel microorganism according to claim 1, which is Geobacillus sp. SPT7 (FERM BP-08455) .

20 [0017] The invention described in claim 8 is a novel microorganism belonging to genus Geobacillus, which has an ability to produce a solubilizing enzyme for solubilizing organic solid matter such as organic sludge or biological sludge and has a base sequence of 16SrRNA gene as described in SEQ ID No. 1 in the sequence listing.

[0018] The invention described in claim 9 is a novel microorganism belonging to genus Geobacillus, which has an ability to produce a solubilizing enzyme for solubilizing organic solid matter such as organic sludge or biological sludge and has a base sequence of 16SrRNA gene as described in SEQ ID No. 2 in the sequence listing.

25 [0019] The invention described in claim 10 is a novel microorganism belonging to genus Geobacillus, which has an ability to produce a solubilizing enzyme for solubilizing organic solid matter such as organic sludge or biological sludge and has a base sequence of 16SrRNA gene as described in SEQ ID No. 4 in the sequence listing.

30 [0020] The invention described in claim 11 is a process for treatment of organic solid matter in which organic solid matter such as organic sludge or biological sludge is solubilized using at least one novel microorganism according to any one of claims 1 to 10.

[0021] The invention described in claim 12 is a process for treatment of organic solid matter in which organic solid matter such as organic sludge or biological sludge is solubilized by a mixture of microorganisms comprising any one of the novel microorganisms according to claims 4, 5 and 6 and the novel microorganism according to claim 7.

35 [0022] According to the present invention, as described above, there are provided novel microorganisms belonging to genus Geobacillus such as Geobacillus sp. SPT4, Geobacillus sp. SPT5, Geobacillus sp. SPT6 and Geobacillus sp. SPT7, which have the property of solubilizing organic solid matter such as biological sludge or organic sludge.

40 [0023] In particular, since the present invention exhibits an excellent effect for sludge solubilization within an extremely short time period of about one day, in the case of applying the present invention to an actual apparatus, there is obtained an effect of shortening the time for starting up operation of the apparatus.

[0024] Further, since the present invention exhibits an excellent solubilizing effect at a mild temperature of about 50°C to 65°C, in the case of applying the present invention to an actual apparatus, there is obtained an effect of significantly improving economic efficiency in the aspect of energy.

45 [0025] Furthermore, it is possible to efficiently solubilize a variety of organic solid matter such as biological sludge including raw sludge and excess sludge that are discharged from sewage treatment processes at sewage treatment plants, night soil treatment plants or the like, or organic sludge that is discharged from production processes or from wastewater treatment processes at food plants, chemical plants or the like, by means of a process for treatment of solubilizing organic solid matter such as organic sludge or biological sludge using these novel microorganisms.

50 [0026] Especially, when a mixture of microorganisms comprising Geobacillus sp. SPT7 and any one of Geobacillus sp. SPT4, Geobacillus sp. SPT5 and Geobacillus sp. SPT6 is used, there is obtained an effect of further improving the rate of solubilization of sludge.

Brief Description of the Drawings

55 [0027]

Fig. 1 is a schematic block diagram illustrating an apparatus for treatment of organic wastewater using a microorganism in an embodiment.

Fig. 2 is a schematic block diagram illustrating an apparatus for treatment of organic wastewater in another embodiment.

5 Fig. 3 is a schematic block diagram illustrating an apparatus for treatment of organic wastewater in another embodiment.

Fig. 4 is a schematic block diagram illustrating an apparatus for treatment of organic wastewater in another embodiment.

10 Fig. 5 is a schematic block diagram illustrating an apparatus for treatment of organic wastewater in another embodiment.

Fig. 6 is a schematic block diagram illustrating an apparatus for treatment of organic wastewater in another embodiment.

15 Fig. 7 is a schematic block diagram illustrating an apparatus for treatment of organic wastewater in another embodiment.

Fig. 8 is a block diagram of the batch type treatment process carried out in the apparatus for treatment of Fig. 7.

20 Fig. 9 is a schematic block diagram illustrating an apparatus for treatment of organic wastewater in another embodiment.

25 Fig. 10 is a schematic block diagram illustrating an apparatus for treatment of organic wastewater in another embodiment.

Fig. 11 is a schematic block diagram illustrating an apparatus for treatment of organic wastewater in another embodiment.

30 Best Mode for Carrying Out the Invention

[0028] Hereinafter, embodiments of the present invention will be described.

[Strain screening]

35 **[0029]** Isolation of microorganism in each of the below-described embodiments of the invention was carried out as follows.

40 **[0030]** From the excess sludge discharged from a sewage treatment plant, sludge for strain separation was collected. Thus collected sludge was diluted 1×10^{-2} to 10^{-5} times with sterilized water and then applied on an agar plate containing a nutrient agar medium (manufactured by Oxoid Limited). This plate was incubated overnight at 60°C to obtain single colony.

45 **[0031]** For the obtained single colony, the ability to decompose skim milk and the ability to decompose sterilized sludge were examined based on the presence or absence of halo formation in a substrate complex medium, and among the halo-forming strains, four strains showing particularly high ability of sludge decomposition were selected as characteristic strains. Specifically, determination was made with naked eyes in agar media mixed with 0.1 wt%/vol% of the strains, respectively, according to the extent of halo (plaque) formation.

[0032] Calibration for the ability to decompose skim milk was carried out by a modified method in R. Beudet, C. Gagnon, J.G. Bisailon and M. Ishaque, "Microbiological Aspects of Aerobic Thermophilic Treatment of Swine Waste," Applied and Environmental Microbiology, pp.971-976 (April, 1990).

50 (Embodiment 1)

55 **[0033]** One strain among the selected four strains was tested for the mycological characteristics in the manner as described above. The mycological characteristics (morphological characteristics, cultivating characteristics and physiological characteristics) are as follows:

A. Morphological characteristics

EP 1 659 171 A1

- (1) Shape and size of cell: rod-shaped cell with a width of 0.7 to 0.8 μm and a length of 2.0 to 4.0 μm
- (2) Presence or absence of motility: present
- (3) Presence or absence of spore: present

5 B. Cultivating characteristics (Nutrient agar plate culture)

- (1) Colony morphology: circular, entirely smooth edge, low convex
- (2) Color: cream color
- (3) Gloss: present

10

C. Physiological characteristics

- (1) Gram staining property: +
- (2) Nitrate reduction: -
- (3) VP test: -
- (4) Indole production: -
- (5) Hydrogen sulfide production: -
- (6) Hydrolysis of starch: -
- (7) Use of citric acid: -
- (8) Urease: -
- (9) Oxidase: +
- (10) Catalase: +
- (11) Growth conditions

25

- (a) pH: 6.0 to 8.0
- (b) Temperature: 45°C to 65°C

- (12) Attitude to oxygen: aerobic
- (13) O-F test (Hugh Leifson method) : - / -
- (14) Production of acid and gas from saccharides D-glucose: acid (+)/gas (-)
- (15) Fermentability test

30

- (a) Glycerol: -
- (b) L-arabinose: -
- (c) D-xylose: -
- (d) D-galactose: -
- (e) D-glucose: +
- (f) D-fructose: +
- (g) D-mannose: +
- (h) D-mannitol: +
- (i) Inositol: -
- (j) Sorbitol: -
- (k) Maltose: +
- (l) Lactose: +
- (m) Sucrose: -
- (n) Trehalose: +

35

40

45

(16) Other physiological characteristics

- (a) β -Galactosidase activity: -
- (b) Arginine dihydrolase activity: -
- (c) Lysine dicarboxylase activity: -
- (d) Tryptophan deaminase activity: -
- (e) Acetoin production: -
- (f) Gelatinase activity: +
- (g) Ornithine dicarboxylase activity: -

50

55

[0034] Further, the measurement of pH and temperature for growth of the strain among the above-described physio-

logical characteristics was carried out as follows.

[0035] A nutrient agar medium (manufactured by Oxoido Limited) was prepared in which pH was adjusted to the pH under test (6.0, 6.5, 7.0, 7.5 and 8.0) using 0.1 N hydrochloric acid (manufactured by Wako Pure Chemical Industries, Ltd.) and 0.1 N sodium hydroxide (manufactured by Wako Pure Chemical Industries, Ltd.), or either of them. To this medium, the strain of the present embodiment was inoculated, the amount of cell growth for the strain cultivated at 60°C for 15 hours was observed, and the degree of growth was measured qualitatively. The results are presented in the following Table 1.

Table 1 +: positive ±: weakly positive

pH	Degree of growth
6.0	+
6.5	+
7.0	+
7.5	+
8.0	±

[0036] As obvious from Table 1 above, it was found that the strain of the present embodiment grows at a pH in the range of 6.0 to 8.0.

[0037] Next, a nutrient agar medium (manufactured by Oxoido Limited) which was adjusted to pH 6.5 using 0.1 N hydrochloric acid (manufactured by Wako Pure Chemical Industries, Ltd.) and 0.1 N sodium hydroxide (manufactured by Wako Pure Chemical Industries, Ltd.), or either of them, was prepared. To this medium, the strain of the present embodiment was inoculated, and the amount of cell growth of the strain cultivated at the temperatures under test (37°C, 45°C, 50°C, 60 °C and 65 °C) for 15 hours was observed to measure the degree of growth qualitatively. The results are presented in the following Table 2.

Table 2 +: positive ±: weakly positive -: negative

Temperature	Degree of growth
37°C	-
45°C	±
50°C	+
60°C	+
65°C	+

[0038] As obvious from Table 2 above, it was found that the strain of the present embodiment grows at a temperature in the range of 50°C to 65°C.

[0039] Furthermore, the base sequence of 16SrRNA gene of this strain was interpreted. The sequence is as described in SEQ ID No. 1 in the sequence listing. In this interpretation, 16SrRNA gene of the strain of the present embodiment was first amplified by the PCR method. PCR was carried out with the DNA purified from the strain of the present embodiment which had been subjected to shaking incubation at 60 °C for 6 hours, according to the method by Heng Zhu, et al. (Heng Zhu, Feng Qu and Li-Husang Zhu, "Isolation of genomic DNAs from 1993), as a template. For the primer, the two synthetic oligonucleotides (27f, 1492r) described in "Classification of Microorganisms and Experimentation for Classification: Based on Techniques from Molecular Genetics and Molecular Biology" (edited by Kenichiro Suzuki, Akira Hiraishi and Akira Yokota, Springer-Verlag, Tokyo) were used. The base sequences of these primers are as described in SEQ ID Nos. 5 and 6 in the sequence listing.

[0040] The PCR reaction was carried out as follows. A reaction solution comprising 1×PCR Buffer (Toyobo Co., Ltd.), 0.2 mM dNTPs (Toyobo Co., Ltd.), 1 mM MgSO₄ (Toyobo Co., Ltd.), 100 mg of DNA of the strain of the present embodiment, 0.5µM each of the primers and KOD-Plus-(Toyobo Co., Ltd.) was treated at 94°C for 2 minutes and then was subjected to 30 cycles consisting of thermal denaturation at 94°C for 30 seconds, annealing at 55°C for 30 seconds and extension at 68°C for 1.5 minutes. Finally, after performing extension at 68°C for 7 minutes, the PCR product was obtained. This PCR product was purified using a QIA quick PCR Purification Kit (Qiagen Inc.), and then the base sequence of 16SrRNA gene was determined. Determination of the base sequence of the gene was carried out using a DNA

decoding device (DNA sequencer).

[0041] For the base sequence of the strain of the present embodiment, a BLAST homology search was carried out in the National Center for Biotechnology Information (NCBI <http://www.ncbi.nlm.nih.gov>) which is a database of genes, and as a result, it was found that the base sequence was approximate to 16SrRNA gene of a known bacteria belonging to genus Geobacillus which is registered with the database.

[0042] From the results of the test for mycological characteristics such as the above or from the base sequence of 16SrRNA gene, the strain of the present embodiment was acknowledged to be a novel microorganism belonging to genus Geobacillus and was designated as Geobacillus sp. SPT4, which was deposited with the International Patent Organism Depository of the National Institute of Advanced Industrial Science and Technology on August 18, 2003 (FERM BP-08452).

[0043] As described in the following Examples, this strain Geobacillus sp. SPT4 has a property of producing a sludge solubilizing enzyme having an excellent ability of sludge solubilization. Therefore, this strain can be used in various processes for biological treatment of sludge as described later. That is, the above-mentioned strain can be added to a variety of sludge such as biological sludge including raw sludge and excess sludge that are discharged from sewage treatment processes at sewage treatment plants, night soil treatment plants or the like, or organic sludge that is discharged from production processes or from wastewater treatment processes at food plants, chemical plants or the like, to appropriately solubilize these sludges.

[0044] The amount of addition of the strain should be suitably selected according to the content of organic solid matter in the sludge to be treated and other properties and is not particularly limited. However, for example, in the case of a bacterial culture solution incubated in a nutrient broth medium (manufactured by Oxoid Limited) for about 15 hours, it is preferable to add about 0.5 to 3% by volume of the solution to the sludge.

(Embodiment 2)

[0045] Another strain among the selected four strains was tested for the mycological characteristics in the manner as described above. The mycological characteristics (morphological characteristics, cultivating characteristics and physiological characteristics) are as follows:

A. Morphological characteristics

- (1) Shape and size of cell: rod-shaped cell with a width of 0.8 μm and a length of 2.0 to 4.0 μm, cell extension observed
- (2) Presence or absence of motility: present
- (3) Presence or absence of spore: present

B. Cultivating characteristics (Nutrient agar plate culture)

- (1) Colony morphology: circular, entirely smooth edge, low convex
- (2) Color: cream color
- (3) Gloss: present

C. Physiological characteristics

- (1) Gram staining property: +
- (2) Nitrate reduction: -
- (3) VP test: -
- (4) Indole production: -
- (5) Hydrogen sulfide production: -
- (6) Hydrolysis of starch: -
- (7) Use of citric acid: -
- (8) Urease: -
- (9) Oxidase: +
- (10) Catalase: +
- (11) Growth conditions

- (a) pH: 6.0 to 8.0
- (b) Temperature: 50°C to 65°C

- (12) Attitude to oxygen: aerobic
- (13) O-F test (Hugh Leifson method) : - /-
- (14) Production of acid and gas from saccharides D-glucose: acid (+)/gas (-)
- (15) Fermentability test

5

- (a) Glycerol: +
- (b) L-arabinose: +
- (c) D-xylose: +
- (d) D-galactose: +
- (e) D-glucose: +
- (f) D-fructose: +
- (g) D-mannose: +
- (h) D-mannitol: +
- (i) Inositol: -
- (j) Sorbitol: -
- (k) Maltose: +
- (l) Lactose: -
- (m) Sucrose: +
- (n) Trehalose: +

10

15

20

(16) Other physiological characteristics

- (a) β -Galactosidase activity: -
- (b) Arginine dihydrolase activity: -
- (c) Lysine dicarboxylase activity: -
- (d) Tryptophan deaminase activity: -
- (e) Acetoin production: -
- (f) Gelatinase activity: +
- (g) Ornithine dicarboxylase activity: -

25

30

[0046] Further, the measurement of pH and temperature for growth of the strain among the above-described physiological characteristics was carried out as follows.

[0047] A nutrient agar medium (manufactured by Oxoido Limited) was prepared in which pH was adjusted to the pH under test (6.0, 6.5, 7.0, 7.5 and 8.0) using 0.1 N hydrochloric acid (manufactured by Wako Pure Chemical Industries, Ltd.) and 0.1 N sodium hydroxide (manufactured by Wako Pure Chemical Industries, Ltd.), or either of them. To this medium, the strain of the present embodiment was inoculated, and the amount of cell growth for the strain cultivated at 60°C for 15 hours was observed to measure the degree of growth qualitatively. The results are presented in the following Table 3.

35

40

Table 3 +: positive ±: weakly positive

pH	Degree of growth
6.0	+
6.5	+
7.0	+
7.5	+
8.0	±

45

50

[0048] As obvious from Table 3 above, it was found that the strain of the present embodiment grows at a pH in the range of 6.0 to 8.0.

[0049] Next, a nutrient agar medium (manufactured by Oxoido Limited) which was adjusted to pH 6.5 using 0.1 N hydrochloric acid (manufactured by Wako Pure Chemical Industries, Ltd.) and 0.1 N sodium hydroxide (manufactured by Wako Pure Chemical Industries, Ltd.), or either of them, was prepared. To this medium, the strain of the present embodiment was inoculated, and the amount of cell growth of the strain cultivated at the temperatures under test (37°C, 45°C, 50°C, 60°C and 65°C) for 15 hours was observed to measure the degree of growth qualitatively. The results are

55

presented in the following Table 4.

Table 4 +: positive - : negative

Temperature	Degree of growth
37°C	-
45°C	-
50°C	+
60°C	+
65°C	+

[0050] As obvious from Table 4 above, it was found that the strain of the present embodiment grows at a temperature in the range of 50°C to 65°C.

[0051] Furthermore, the base sequence of 16SrRNA gene of this strain was interpreted. The sequence is as described in SEQ ID No. 2 in the sequence listing. In this interpretation, 16SrRNA gene of the strain of the present embodiment was amplified by the PCR method. The PCR method was carried out in the same procedure as in Embodiment 1. The temperature conditions and the reaction cycle were also the same as in Embodiment 1.

[0052] The primers used were also the same as in Embodiment 1. Also, determination of the base sequence of the gene was carried out with the same DNA decoding device (DNA sequencer) as in Embodiment 1.

[0053] For the base sequence of the strain of the present embodiment, a BLAST homology search was carried out in the same database of genes as in Embodiment 1, and as a result, it was found that the base sequence was approximate to 16SrRNA gene of a known bacteria belonging to genus Geobacillus which is registered with the database.

[0054] From the results of the test for mycological characteristics such as the above or from the base sequence of 16SrRNA gene, the strain of the present embodiment was acknowledged to be a novel microorganism belonging to genus Geobacillus and was designated as Geobacillus sp. SPT5, which was deposited with the International Patent Organism Depository of the National Institute of Advanced Industrial Science and Technology on August 18, 2003 (FERM BP-08453).

[0055] This strain Geobacillus sp. SPT5 also has a property of producing a sludge solubilizing enzyme having an excellent ability of sludge solubilization in the same way as Geobacillus sp. SPT4 does, and thus can be used in various processes for biological treatment of sludge as described later.

(Embodiment 3)

[0056] Another strain among the selected four strains was tested for the mycological characteristics in the manner as described above. The mycological characteristics (morphological characteristics, cultivating characteristics and physiological characteristics) are as follows:

A. Morphological characteristics

- (1) Shape and size of cell: rod-shaped cell with a width of 0.7 to 0.8 μm and a length of 2.0 μm
- (2) Presence or absence of motility: present
- (3) Presence or absence of spore: present

B. Cultivating characteristics (Nutrient agar plate culture)

- (1) Colony morphology: circular, entirely smooth edge, low convex
- (2) Color: cream color
- (3) Gloss: present

C. Physiological characteristics

- (1) Gram staining property: +
- (2) Nitrate reduction: -
- (3) VP test: -
- (4) Indole production: -

- (5) Hydrogen sulfide production: -
- (6) Hydrolysis of starch: -
- (7) Use of citric acid: -
- (8) Urease: -
- 5 (9) Oxidase: +
- (10) Catalase: +
- (11) Growth conditions
- 10 (a) pH: 6.0 to 8.0
- (b) Temperature: 50°C to 65°C
- (12) Attitude to oxygen: aerobic
- (13) O-F test (Hugh Leifson method) : - /-
- (14) Production of acid and gas from saccharides D-glucose: acid (+)/gas (-)
- 15 (15) Fermentability test
- (a) Glycerol: -
- (b) L-arabinose: -
- (c) D-xylose: -
- 20 (d) D-galactose: -
- (e) D-glucose: +
- (f) D-fructose: +
- (g) D-mannose: +
- (h) D-mannitol: -
- 25 (i) Inositol: -
- (j) Sorbitol: -
- (k) Maltose: +
- (l) Lactose: -
- (m) Sucrose: -
- 30 (n) Trehalose: +
- (16) Other physiological characteristics
- (a) β -Galactosidase activity: -
- 35 (b) Arginine dihydrolase activity: -
- (c) Lysine dicarboxylase activity: -
- (d) Tryptophan deaminase activity: -
- (e) Acetoin production: -
- (f) Gelatinase activity: +
- 40 (g) Ornithine dicarboxylase activity: - .

[0057] Further, the measurement of pH and temperature for growth of the strain among the above-described physiological characteristics was carried out as follows.

[0058] A nutrient agar medium (manufactured by Oxoido Limited) was prepared in which pH was adjusted to the pH under test (6.0, 6.5, 7.0, 7.5 and 8.0) using 0.1 N hydrochloric acid (manufactured by Wako Pure Chemical Industries, Ltd.) and 0.1 N sodium hydroxide (manufactured by Wako Pure Chemical Industries, Ltd.), or either of them. To this medium, the strain of the present embodiment was inoculated, and the amount of cell growth for the strain cultivated at 60°C for 15 hours was observed to measure the degree of growth qualitatively. The results are presented in the following Table 5.

Table 5 +: positive \pm : weakly positive

pH	Degree of growth
6.0	+
6.5	+
7.0	+

EP 1 659 171 A1

Table continued

pH	Degree of growth
7.5	+
8.0	±

[0059] As obvious from Table 5 above, it was found that the strain of the present embodiment grows at a pH in the range of 6.0 to 8.0.

[0060] Next, a nutrient agar medium (manufactured by Oxoido Limited) which was adjusted to pH 6.5 using 0.1 N hydrochloric acid (manufactured by Wako Pure Chemical Industries, Ltd.) and 0.1 N sodium hydroxide (manufactured by Wako Pure Chemical Industries, Ltd.), or either of them, was prepared. To this medium, the strain of the present embodiment was inoculated, and the amount of cell growth of the strain cultivated at the temperatures under test (37°C, 45°C, 50°C, 60°C and 65°C) for 15 hours was observed to measure the degree of growth qualitatively. The results are presented in the following Table 6.

Table 6 +: positive - : negative

Temperature	Degree of growth
37°C	-
45°C	-
50°C	+
60°C	+
65°C	+

[0061] As obvious from Table 6 above, it was found that the strain of the present embodiment grows at a temperature in the range of 50°C to 65°C.

[0062] Furthermore, the base sequence of 16SrRNA gene of this strain was interpreted. The sequence is as described in SEQ ID No. 3 in the sequence listing. In this interpretation, 16SrRNA gene of the strain of the present embodiment was first amplified by the PCR method. The PCR method was carried out in the same procedure as in Embodiment 1. The temperature conditions and the reaction cycle were also the same as in Embodiment 1. The primers used were also the same as in Embodiment 1.

[0063] Also, determination of the base sequence of the gene was carried out with the same DNA decoding device (DNA sequencer) as in Embodiment 1.

[0064] For the base sequence of the strain of the present embodiment, a BLAST homology search was carried out in the same database of genes as in Embodiment 1, and as a result, it was found that the base sequence was approximate to 16SrRNA gene of a known bacteria belonging to genus Geobacillus which is registered with the database.

[0065] From the results of the test for mycological characteristics such as the above or from the base sequence of 16SrRNA gene, the strain of the present embodiment was acknowledged to be a novel microorganism belonging to genus Geobacillus and was designated as Geobacillus sp. SPT6, which was deposited with the International Patent Organism Depository of the National Institute of Advanced Industrial Science and Technology on August 18, 2003 (FERM BP-08454).

[0066] This strain Geobacillus sp. SPT6 also has a property of producing a sludge solubilizing enzyme having an excellent ability of sludge solubilization in the same way as Geobacillus sp. SPT4 does, and thus can be used in various processes for biological treatment of sludge as described later.

(Embodiment 4)

[0067] Another strain among the selected four strains was tested for the mycological characteristics in the manner as described above. The mycological characteristics (morphological characteristics, cultivating characteristics and physiological characteristics) are as follows:

A. Morphological characteristics

- (1) Shape and size of cell: rod-shaped cell with a width of 0.7 to 0.8 μm and a length of 2.0 to 4.0 μm
- (2) Presence or absence of motility: present

EP 1 659 171 A1

(3) Presence or absence of spore: present

B. Cultivating characteristics (Nutrient agar plate culture)

- 5 (1) Colony morphology: circular, entirely smooth edge, low convex
(2) Color: cream color
(3) Gloss: present

C. Physiological characteristics

- 10 (1) Gram staining property: +
(2) Nitrate (Sulfate) reduction: -
(3) VP test: -
(4) Indole production: -
15 (5) Hydrogen sulfide production: -
(6) Hydrolysis of starch: +
(7) Use of citric acid: -
(8) Urease: -
(9) Oxidase: +
20 (10) Catalase: +
(11) Growth conditions

(a) pH: 6.0 to 8.0
(b) Temperature: 45°C to 65°C
25

(12) Attitude to oxygen: aerobic
(13) O-F test (Hugh Leifson method): - / -
(14) Production of acid and gas from saccharides D-glucose: acid (+) / gas (-)
(15) Fermentability test
30

(a) Glycerol: -
(b) L-arabinose: +
(c) D-xylose: +
(d) D-galactose: -
35 (e) D-glucose: +
(f) D-fructose: +
(g) D-mannose: +
(h) D-mannitol: +
(i) Inositol: -
40 (j) Sorbitol: -
(k) Maltose: +
(l) Lactose: -
(m) Sucrose: -
(n) Trehalose: +
45

(16) Other physiological characteristics

(a) β -Galactosidase activity: -
(b) Arginine dihydrolase activity: -
50 (c) Lysine dicarboxylase activity: -
(d) Tryptophan deaminase activity: -
(e) Acetoin production: -
(f) Gelatinase activity: +
(g) Ornithine dicarboxylase activity: - .
55

[0068] Further, the measurement of pH and temperature for growth of the strain among the above-described physiological characteristics was carried out as follows.

[0069] A nutrient agar medium (manufactured by Oxoido Limited) was prepared in which pH was adjusted to the pH

EP 1 659 171 A1

under test (6.0, 6.5, 7.0, 7.5 and 8.0) using 0.1 N hydrochloric acid (manufactured by Wako Pure Chemical Industries, Ltd.) and 0.1 N sodium hydroxide (manufactured by Wako Pure Chemical Industries, Ltd.), or either of them. To this medium, the strain of the present embodiment was inoculated, and the amount of cell growth for the strain cultivated at 60°C for 15 hours was observed to measure the degree of growth qualitatively. The results are presented in the following Table 7.

Table 7 +: positive ±: weakly positive

pH	Degree of growth
6.0	±
6.5	+
7.0	+
7.5	+
8.0	+

[0070] As obvious from Table 7 above, it was found that the strain of the present embodiment grows at a pH in the range of 6.0 to 8.0.

[0071] Next, a nutrient agar medium (manufactured by Oxoido Limited) which was adjusted to pH 6.5 using 0.1 N hydrochloric acid (manufactured by Wako Pure Chemical Industries, Ltd.) and 0.1 N sodium hydroxide (manufactured by Wako Pure Chemical Industries, Ltd.), or either of them, was prepared. To this medium, the strain of the present embodiment was inoculated, and the amount of cell growth of the strain cultivated at the temperatures under test (37°C, 45°C, 50°C, 60°C and 65°C) for 15 hours was observed to measure the degree of growth qualitatively. The results are presented in the following Table 8.

Table 8 +: positive ±: weakly positive -: negative

Temperature	Degree of growth
37°C	-
45°C	±
50°C	+
60°C	+
65°C	+

[0072] As obvious from Table 8 above, it was found that the strain of the present embodiment grows at a temperature in the range of 45°C to 65°C.

[0073] Furthermore, the base sequence of 16SrRNA gene of this strain was interpreted. The sequence is as described in SEQ ID No. 4 in the sequence listing. In this interpretation, 16SrRNA gene of the strain of the present embodiment was first amplified by the PCR method. The PCR method was carried out in the same procedure as in Embodiment 1. The temperature conditions and the reaction cycle were also the same as in Embodiment 1.

[0074] The primers used were also the same as in Embodiment 1. Also, determination of the base sequence of the gene was carried out with the same DNA decoding device (DNA sequencer) as in Embodiment 1.

[0075] For the base sequence of the strain of the present embodiment, a BLAST homology search was carried out in the same database of genes as in Embodiment 1, and as a result, it was found that the base sequence was approximate to 16SrRNA gene of a known bacteria belonging to genus Geobacillus which is registered with the database.

[0076] From the results of the test for mycological characteristics such as the above or from the base sequence of 16SrRNA gene, the strain of the present embodiment was acknowledged to be a novel microorganism belonging to genus Geobacillus and was designated as Geobacillus sp. SPT7, which was deposited with the International Patent Organism Depository of the National Institute of Advanced Industrial Science and Technology on August 18, 2003 (FERM BP-08455).

[0077] This strain Geobacillus sp. SPT7 also has a property of producing a sludge solubilizing enzyme having an excellent ability of sludge solubilization in the same way as Geobacillus sp. SPT4 does, and thus can be used in various processes for biological treatment of sludge.

EXAMPLE

[0078] Hereinafter, Examples of the present invention will be described.

5 (Example 1)

[0079] The strain of each embodiment described above was used to carry out the test for sludge solubilization.

[0080] The test for sludge solubilization was carried out using excess sludge collected from a sewage treatment plant in Kobe. The method of preparing the sterilized, cleaned sludge used in the solubilization test and the method of solubilization test will be explained below.
10

[Method of preparing sterilized sludge]

[0081]

15

1. Excess sludge was subjected to autoclaving at 121°C for 15 minutes and then to centrifugation (about 15,000 g, 10 minutes) to recover the settlement.

20

2. The settlement was suspended sufficiently in pure water and then subjected to autoclaving and centrifugation under the above-described conditions, to recover the settlement.

3. The settlement was resuspended in pure water and then cleaned by centrifugation. This operation was repeated twice.

25

4. The settlement was suspended in pure water to a concentration of about 10,000 mg/l and then subjected to autoclaving. The resulting product was supplied to the test.

[Method of solubilization test]

30

[0082]

1. Each strain incubated overnight in a LB liquid medium (manufactured by Difco Inc.; 10 g of bactotrypton, 5 g of a yeast extract, 5 g of sodium chloride and 1 L of distilled water) at 63°C was added to the above-described sterilized, cleaned sludge to a volume ratio of 1% and was subjected to shaking incubation at 63°C. The concentration of the volatile suspended solids (VSS) was measured according to the Sewage Testing Method (Vol.1) [Japan Sewage Works Association, pp.296-297 (1997)].
35

2. The VSS solubilization rate for the sludge was determined based on the following equation:

40

$$\text{VSS Solubilization Rate} = [(\text{starting VSS concentration} - \text{VSS concentration after incubation}) / \text{starting VSS concentration}] \times 100(\%)$$

45

[0083] The test results are presented in Table 9. In Table 9, control means the case where bacteria are not added to the system.
50

Table 9

Incubation time (hr)	SPT4	SPT5	SPT6	SPT7	Control
0	0	0	0	0	0
24	25.7	26.3	26.1	23.5	3.6
48	35.5	35.0	36.7	33.2	4.5

55

EP 1 659 171 A1

[0084] As it is obvious in Table 9, all of the strains of Embodiments 1 to 4 exhibited excellent sludge solubilization rates of approximately 25% after 24 hours of incubation and excellent sludge solubilization rates of approximately 35% after 48 hours of incubation.

5 [0085] Although solubilization was carried out at 63°C as described above in the sludge solubilization test of the present Example, the temperature for solubilization is not limited to this. Solubilization can be carried out at a temperature in the range of 45 to 70°C in accordance with the temperature for growth of the strains of Embodiments 1 to 4. However, in order to attain an excellent solubilization rate, it is preferable to set the temperature in the range of 50 to 65°C.

10 [0086] Next, a mixture of the strain of Embodiment 1, 2 or 3 and the strain of Embodiment 4 was used to carry out a test for comparing the sludge solubilization rate with that of the case where a single bacterium was used. The results are presented in Table 10.

Table 10

Incubation time (hr)	SPT4	SPT5	SPT6	SPT7	SPT4+ SPT7	SPT5+ SPT7	SPT6+ SPT7
15 0	0	0	0	0	0	0	0
24	25.3	26.8	24.4	22.7	26.6	27.7	25.5
48	36.0	35.4	37.1	33.8	38.0	42.5	39.3

20 [0087] As obvious from Table 10, when a bacterial mixture of the strain of Embodiment 1, 2 or 3 and the strain of Embodiment 4 was used, the sludge solubilization rate increased as compared with the case where a single bacterium was used. This is contemplated to reflect that strain SPT7 of Embodiment 4 grows under higher pH conditions. That is, when proteins in the sludge are first decomposed by enzymes (a protease, a lipase, etc.) produced by those thermophilic bacteria other than strain SPT7 to produce ammonia, thus pH of the sludge being increased. Thus, it is believed that
25 under such conditions, SPT7 proliferates actively and produces enzyme related to sludge solubilization to promote sludge solubilization.

[0088] Further, in the case of solubilizing organic solid matter with a mixture of the strain of Embodiment 1, 2 or 3 and the strain of Embodiment 4, it is preferable to treat the solid matter at a pH in the range of 7.0 to 8.5.

30 (Example 2)

[0089] Strains Geobacillus sp. SPT4, Geobacillus sp. SPT5, Geobacillus sp. SPT6 and Geobacillus sp. SPT7 of the respective Embodiments described above have a property of producing a sludge solubilizing enzyme which has an excellent ability of sludge solubilization as described above and thus can be used in various processes for biological
35 treatment of sludge.

[0090] In the present Example, an example of the process for biological treatment will be described.

[0091] An apparatus for carrying out the process for biological treatment of the present Example is provided with, as shown in Fig. 1, a biological treatment unit, a settling tank and a solubilization tank. In the present Example, wastewater A is introduced into a biological treatment tank 2 via a path 1, and the wastewater, which is organic wastewater, is
40 subjected to aerobic biological treatment at the biological treatment tank 2. Aerobic biological treatment means decomposition of organic matter into inorganic matter such as carbon dioxide or water by biological oxidation.

[0092] Next, treated water B which has been biologically treated is introduced into a settling tank 4, which is a unit for solid-liquid separation, via a path 3 and is subjected to solid-liquid separation. Supernatant liquid C resulting from solid-liquid separation is discharged or the like, and a portion of sludge D which is the solid matter resulting from solid-liquid
45 separation passes through a path 5, joins the path 1 and is introduced into the biological treatment tank 2 together with wastewater A.

[0093] The remaining portion of sludge E separated at the settling tank 4 is introduced into the solubilization tank 7 via the path 6. At the solubilization tank 7, solubilization of organic solid matter is carried out aerobically under high
50 temperature conditions. In this solubilization treatment, each of the novel microorganisms of the above Embodiments 1 to 4 is used.

[0094] The solubilization tank 7 is intended for solubilization of the sludge supplied from the biological treatment tank 2 as described above, and this solubilization process is achieved by solubilizing enzymes such as a protease. Here, such solubilizing enzymes are those produced by the strains of Embodiments 1 to 4, namely, Geobacillus sp. SPT4 [FERM BP-08452], Geobacillus sp. SPT5 [FERM BP-08453], Geobacillus sp. SPT6 [FERM BP-08454] and Geobacillus
55 sp. SPT7 [FERM BP-08455]. These strains may be either preliminarily maintained in the solubilization tank 7, preliminarily included in the sludge supplied to the solubilization tank 7, or freshly added into the solubilization tank 7. Also, these four strains can be used individually or in mixtures.

[0095] The temperature of the solubilization tank 7 is set to a temperature in the range of 45 to 70°C, and preferably to a temperature in the range of 50 to 65°C, in accordance with the temperature for growth of the strains of Embodiments 1 to 4. Further, the pH is preferably set to a pH in the range of 5.5 to 9, and preferably to a pH in the range of 6 to 8.5, in accordance with the pH for growth of the strains of Embodiments 1 to 4.

(Example 3)

[0096] The present Example is another example of the process for biological treatment, and the treatment apparatus of the present Example is provided with, as shown in Fig. 2, a concentrating unit 9 downstream to the settling tank 4 and upstream to the solubilization tank 7. As sludge is concentrated at the concentrating unit 9 before being supplied to the solubilization tank 7, the amount of introduction of sludge into the solubilization tank is reduced, and consequently HRT at the solubilization tank 7 is extended, thus it being possible to significantly reduce the amount of BOD in the treated liquid that is returned from the solubilization tank 7 to the biological treatment tank 2. For the concentrating unit 9, a concentrating apparatus equipped with means for membrane concentration, centrifugal concentration, floating concentration, evaporative concentration or the like can be used.

[0097] The temperature at the solubilization tank 7 is set to a temperature in the range of 45 to 70°C, and preferably to a temperature in the range of 50 to 65°C, as in Example 1 above. Further, the pH is also set to a pH in the range of 5.5 to 9, and preferably to a pH in the range of 6 to 8.5, as in Example 2. It is also the same as in Example 2 that the four strains can be used individually or in mixtures. It is also the same as in Example 2 that the strains may be either preliminarily maintained in the solubilization tank 7, preliminarily included in the sludge supplied to the solubilization tank 7, or freshly added into the solubilization tank 7.

[0098] The treatment apparatus of this Fig. 2 is arranged such that a portion of sludge D which is solid matter resulting from solid-liquid separation passes through the path 5, joins the path 1 and is introduced into the biological treatment tank 2 together with wastewater A, and the remaining portion of sludge E separated at the settling tank 4 is supplied to the concentrating unit 9. However, the arrangement is not limited to this, and it is also possible to concentrate at the concentrating unit 9 all of sludge D that has been separated at the settling tank 4, then to return a portion of the sludge to the biological treatment tank 2 via the path 5, and to solubilize the remaining sludge at the solubilization tank 7 by means of thermophilic bacteria, as shown in Fig. 3.

(Example 4)

[0099] In the present Example, as shown in Fig. 4, a membrane separation unit 10, by which solid-liquid separation is carried out in parallel with biological treatment, is disposed inside the biological treatment tank 2. Therefore, solid-liquid separation is more suitably carried out.

[0100] In the membrane separation unit 10 that is disposed inside the biological treatment tank 2, for example, a membrane having pore size of from 0.1 to 2.5 μm , preferably from 0.3 to 0.5 μm , is used.

[0101] The temperature of the solubilization tank 7 is set to a temperature in the range of 45 to 70°C, and preferably to a temperature in the range of 50 to 65°C, as in Example 1 above. Further, the pH is also set to a pH in the range of 5.5 to 9, and preferably to a pH in the range of 6 to 8.5, as in Example 2. It is also the same as in Example 2 that the four strains can be used individually or in mixtures. It is also the same as in Example 2 that the strains may be either preliminarily maintained in the solubilization tank 7, preliminarily included in the sludge supplied to the solubilization tank 7, or freshly added to the solubilization tank 7.

(Example 5)

[0102] The present Example is an example for removing a phosphorus component by microorganisms. A treatment apparatus of the present Example is arranged such that, as shown in Fig. 5, a biological treatment tank 2 includes an anaerobic tank 2a and an aerobic tank 2b. Further, a phosphorus releasing unit 11 is disposed downstream to the settling tank 4 and upstream to the solubilization tank 7. In the present Example, phosphorus is released from microorganisms in the anaerobic tank 2a, and then the aerobic digestion by microorganisms and ingestion of the phosphorus component by microorganisms (accumulation in body) are achieved in the aerobic tank 2b.

[0103] Next, the treated liquid that has been biologically treated is separated into primary treated water a and primary sludge x which contains the concentrated phosphorus component, in the settling tank 4. In order to release phosphorus component from the microorganism in primary sludge x, the phosphorus component is released in the liquid phase at the phosphorus releasing unit 11. In this case, release of the phosphorus component can be carried out by, for example, anaerobic treatment, heat treatment, ultrasonic treatment, ozone treatment, alkaline treatment or the like, and it is particularly preferable to carry out it by anaerobic treatment. Next, a flocculating agent is added to secondary treated water b, and the phosphorus component is flocculated as a solid component at a phosphorus separating unit 12 to give

tertiary treated water c which substantially does not contain a phosphorus component, and a solid phosphorus component y. This solid phosphorus component y can be used as a raw material for production of fertilizers or phosphorus compounds. The foregoing secondary sludge z is further subjected to solubilization at the solubilization tank 7 for volume reduction of the sludge fraction.

5 [0104] The temperature of the solubilization tank 7 is set to a temperature in the range of 45 to 70°C, and preferably to a temperature in the range of 50 to 65°C, as in Example 1 above. Further, the pH is also set to a pH in the range of 5.5 to 9, and preferably to a pH in the range of 6 to 8.5, as in Example 2. It is also the same as in Example 2 that the four strains can be used individually or in mixtures. It is also the same as in Example 2 that the strains may be either
10 preliminarily maintained in the solubilization tank 7, preliminarily included in the sludge supplied to the solubilization tank 7, or freshly added to the solubilization tank 7.

(Example 6)

15 [0105] The present Example is an example for the case where the loss of heat energy is small, the content of the nitrogen-containing organic components or the nitrogen-containing inorganic components in the treated water that is discharged out of the treatment system is small, and deodorization of an exhaust gas emitted to the atmosphere is possible. As shown in Fig. 6, on the route of the treated liquid to the biological treatment tank 2, a nitrification unit 13 and a denitrification unit 14 are disposed, and a portion of the sludge separated at the settling tank 4 is returned to the nitrification unit 13 via a recycle path 15, while the treated liquid solubilized at the solubilization tank 7 is returned to the
20 denitrification unit 14 via a heat exchanger 16 and a return path 17. Also, air which has entered the solubilization tank 7 via the path 26 is sent to the nitrification unit 13 via the path 27.

[0106] The NH_4^+ component in the organic wastewater is changed to NO_2^- or NO_3^- by nitrifying bacteria at the nitrification unit 13, and this NO_2^- or NO_3^- is introduced to the denitrification unit 14 and then emitted to the atmosphere, thus the odor of the gas emitted to the atmosphere being significantly attenuated. Further, the heat of the gas discharged
25 from the solubilization tank 7 is effectively used in the nitrification treatment at the nitrification unit 13, and thus the loss of heat energy is small.

[0107] Furthermore, the content of the nitrogen-containing organic components or the nitrogen-containing inorganic components in the treated water discharged out of the treatment system is substantially zero.

30 [0108] The temperature of the solubilization tank 7 is set to a temperature in the range of 45 to 70°C, and preferably to a temperature in the range of 50 to 65°C, as in Example 1 above. Further, the pH is also set to a pH in the range of 5.5 to 9, and preferably to a pH in the range of 6 to 8.5, as in Example 2. It is also the same as in Example 2 that the four strains can be used individually or in mixtures. It is also the same as in Example 2 that the strains may be either
35 preliminarily maintained in the solubilization tank 7, preliminarily included in the sludge supplied to the solubilization tank 7, or freshly added to the solubilization tank 7.

(Example 7)

40 [0109] The apparatus for treatment of organic wastewater of the present Example includes a biological treatment tank 2 and a solubilization tank 7, as shown in Fig. 7. In the biological treatment tank 2, treatment of organic wastewater is achieved batchwise. In the present Example, sewage water was used as the organic wastewater.

[0110] In the present Example, treatment is achieved by carrying out the processes of inflow of raw water, reaction, settling, draining, sludge discharge and the like in one cycle. More specifically, as shown in Fig. 8, while the system receives an inflow of raw water, the processes of aeration, stirring, aeration, stirring, aeration, settling due to stopped
45 aeration, solid-liquid separation and solubilization treatment are carried out in cycles. In this case, aeration is an aerobic treatment, while stirring is an anaerobic treatment. Repeated processes of aeration and stirring, and the processes of settling and solid-liquid separation are carried out in the biological treatment tank 2, and the process of solubilization treatment is carried out in the solubilization tank 7.

[0111] A series of the batch processes for wastewater treatment from the reception of an inflow of raw water to the discharge of treated water can allow adjustment of the duration of treatment in each process so that the processes are
50 carried out multiple times (e.g., 2 to 4 times) a day; however, depending on the nature and state of wastewater, the duration of treatment in each process may be adjusted such that the batch process is carried out, for example, about once a day or twice per three days.

[0112] In the present Example, the process of aeration involves nitrification by nitrifying bacteria, and the process of stirring with aeration being stopped involves denitrification by denitrifying bacteria. Then, upon stopping of aeration,
55 sludge is settled and separated. The supernatant is discharged or the like, and a portion of the settled sludge is retained in the biological treatment tank 2 for the subsequent batch process, while the remaining portion of the sludge is supplied to the solubilization tank 7 for solubilization treatment. The liquid treated by solubilization at the solubilization tank 7 is preferably returned to the process of stirring at the first step, as shown in Fig. 9.

[0113] The solubilization treated liquid is returned to the biological treatment tank 2 in 3 hours to 30 minutes, and preferably in 1 hour to 30 minutes, before the stopping of aeration at the first step. The number of cycles is determined by the BOD-SS load at the biological treatment tank. In general, in the case of high load operation (BOD-SS load: 0.2 to 0.4 kg BOD/kg SS-day), it is preferable that the nitrification-denitrification treatment with aeration and stirring is operated in 3 or 4 cycles. Also, in the case of low load operation (BOD-SS load: 0.03 to 0.05 kg BOD/kg SS-day), it is preferable that the nitrification-denitrification treatment is operated in 2 or 3 cycles.

[0114] The temperature of the solubilization tank 7 is set to a temperature in the range of 45 to 70°C, and preferably to a temperature in the range of 50 to 65°C, as in Example 1 above. Further, the pH is also set to a pH in the range of 5.5 to 9, and preferably to a pH in the range of 6 to 8.5, as in Example 2. It is also the same as in Example 2 that the four strains can be used individually or in mixtures. It is also the same as in Example 2 that the strains may be either preliminarily maintained in the solubilization tank 7, preliminarily included in the sludge supplied to the solubilization tank 7, or freshly added to the solubilization tank 7.

[0115] In the present Example, the solubilized sludge is returned to the reaction tank of the first (initial) aeration process in 3 hours to 30 minutes, and preferably in 1 hour to 30 minutes, before stopping of the aeration. It is possible thereby to effectively use the organic matter contained in the solubilized sludge as a source of proton (source of BOD) during the denitrification treatment in order to promote denitrification. Therefore, since the amount of chemical agents such as methanol that are generally used as the source of proton can be reduced, the cost associated with the amount of chemical agents can be also reduced.

[0116] In this case, the duration for solubilization treatment is preferably from 12 to 72 hours, more preferably from 18 to 48 hours, and most preferably from 20 to 36 hours.

(Example 8)

[0117] The apparatus for treatment of organic wastewater of the present embodiment is provided with an anaerobic tank 18, a primary aeration tank 19, an anoxic tank 20, a secondary aeration tank 21, a settling tank 4 and a solubilization tank 7 as shown in Fig. 9.

[0118] An anaerobic tank 18 has a function of anaerobically digesting organic wastewater, and in the case where the return sludge or the sludge in the acid-fermented liquid contains phosphorus, the function of releasing the phosphorus in the sludge into the liquid.

[0119] A primary aeration tank 19 is intended for aerobic biological treatment through aeration and stirring of the treated liquid that has been anaerobically treated at the foregoing anaerobic tank 18, and for oxidative decomposition of the organic matter in anaerobically treated water, or nitrification of the ammonia inflow. This primary aeration tank 19 may be any one which is notably equipped with an aeration means, and for the aeration means, though not limited, for example, an aeration tube can be used. The aeration treatment is carried out preferably at room temperature and at a ventilation volume of 0.1 to 0.5 vvm in order to allow aerobic digestive decomposition; however, depending on the load, the treatment can be carried out at a higher ventilation volume and a higher temperature. The liquid to be treated is adjusted preferably to pH 5.0 to 8.0, and more preferably to pH 7.0 to 8.0.

[0120] An anoxic tank 20 is intended for denitrification of the treated liquid that has been aerobically treated at the foregoing primary aeration tank 19.

[0121] A secondary aeration tank 21 is intended to subject the treated liquid that has been denitrified at the foregoing anoxic tank 20 to aerobic biological treatment. This secondary aeration tank 21 has the same arrangement as the foregoing primary aeration tank 19, and biological treatment is carried out by aeration and stirring in the same manner. In this case, the secondary aeration tank 21 has both functions of nitrification and BOD removal. Further, although not shown in the figure, a portion of the nitrified liquid which is the treated liquid from secondary aeration tank 21, is returned to the anoxic tank 20 for denitrification of nitric acid or nitrous acid in the nitrified liquid.

[0122] The settling tank 4 is intended for solid-liquid separation of the treated liquid that has been biologically treated at the foregoing secondary aeration tank 21, and the separated liquid fraction is recycled as a treated liquid or discharged, while the sludge which is the separated and settled solid fraction is then partly supplied to the solubilization tank 7, with the remaining portion being returned to the anaerobic tank 18.

[0123] When sewage water is treated in a treatment apparatus having such an arrangement, sewage water is first supplied to the anaerobic tank 18. The treatedwater after anaerobic treatment is supplied to the primary aeration tank 19 of the next process and treated aerobically by aeration and stirring. This aerobic treatment by aeration and stirring leads to the nitrification treatment.

[0124] Next, the treated liquid that has been treated by aeration at the primary aeration tank 19 is supplied to the anoxic tank 20. In this anoxic tank 20, denitrification is carried out. The treated liquid that has been denitrified at the anoxic tank 20 is supplied to the secondary aeration tank 21 and treated aerobically by aeration and stirring. This aeration at the secondary aeration tank 21 leads to nitrification and removal of BOD.

[0125] Next, the treated liquid that has been aerated at the secondary aeration tank 21 is supplied to the settling tank

4. In this settling tank 4, solid-liquid separation occurs, and the separated liquid fraction is recycled as a treated liquid or discharged, while the sludge which is the separated and settled solid fraction is partly supplied to the solubilization tank 7 so that the sludge is solubilized aerobically by the strain of the above-described embodiment. Also, the remaining portion of the settled sludge is returned to the anaerobic tank 18 as a return sludge.

5 [0126] The sludge solubilized at the solubilization tank 7 is returned to the aforementioned anoxic tank 20 and treated again. Then, denitrification at the anoxic tank 20, aeration at the secondary aeration tank 21, solid-liquid separation at the settling tank 4 and solubilization at the solubilization tank 7 are repeated in cycles.

10 [0127] HRT at the solubilization tank 7 is preferably selected based on the HRT value which maximizes the amounts of bacterial production and secretion. If HRT is selected in this way, the reaction under the action of the sludge solubilizing enzyme produced and secreted can be efficiently utilized. Typically, HRT is preferably set to 12 to 72 hours, more preferably set to 24 to 72 hours in view of oxidation of ammonia in the solubilized liquid, and most preferably set to 36 to 48 hours in view of balancing between compacting of the solubilization apparatus and improvement of the quality of treated water.

15 [0128] Furthermore, the HRT values at tanks other than solubilization tank 7 are such that 0.5 to 1.5 hours at the anaerobic tank 18, 2 to 6 hours at the primary aeration tank 19, 0.5 to 3 hours at the anoxic tank 20, and 0.5 to 2 hours at the secondary aeration tank 21; and preferably 0.5 to 1 hour at the anaerobic tank 18, 3 to 5 hours at the primary aeration tank 19, 1 to 2 hours at the anoxic tank 20, and 0.5 to 1.5 hours at the secondary aeration tank 21.

20 [0129] The temperature of the solubilization tank 7 is preferably set to a temperature in the range of 45 to 70°C, and preferably to a temperature in the range of 50 to 65°C, as in Example 1 above. Further, the pH is also set to a pH in the range of 5.5 to 9, and preferably to a pH in the range of 6 to 8.5, as in Example 2. It is also the same as in Example 2 that the four strains can be used individually or in mixtures. It is also the same as in Example 2 that the strains may be either preliminarily maintained in the solubilization tank 7, preliminarily included in the sludge supplied to the solubilization tank 7, or freshly added to the solubilization tank 7.

25 (Example 9)

[0130] The present Example is different from the foregoing Example 8 in that there are provided two anoxic tanks and only one aeration tank.

30 [0131] Thus, the treatment apparatus of the present Example is provided with a pre-anoxic tank 23, an anaerobic tank 18, a compatible tank 24, an anoxic tank 20, an aeration tank 25, a settling tank 4, a concentrator 9 and a solubilization tank 7 as shown in Fig. 10.

[0132] In the present embodiment, the raw water entering anaerobic tank 18 is supplied to the compatible tank 24.

35 [0133] This compatible tank 24 has a function of changing the return path of the sludge and treated liquid (nitrified liquid) from the aeration tank 25 in accordance with the degree of denitrification of the sewage inflow. For example, during the season of high degree of denitrification such as summer, the compatible tank is used as an anaerobic tank to promote the reaction of releasing phosphorus from the return sludge in the anaerobic state, whereas during the season of low degree of denitrification such as winter, it is used as an anoxic tank to promote denitrification reaction of raw water and the nitrified liquid returned from the aeration tank 25 to the pre-anoxic tank 23 or the compatible tank 24.

40 [0134] After the treatment at the compatible tank 24 as such, raw water is supplied to the anoxic tank 20 for denitrification thereof, and is supplied again to the aeration tank 25 for aerobic biological treatment by aeration and stirring. Next, it is supplied from the aeration tank 25 to the settling tank 4, and is subjected to solid-liquid separation at this settling tank 4, the separated liquid fraction being appropriately discharged. Further, the sludge which is the separated and settled solid fraction is supplied to the concentrator 9 and to the solubilization tank 7. In this case, the aeration tank 25 has the functions of BOD removal and nitrification. A portion of the nitrified liquid which is the treated liquid from the aeration tank 25 is returned to the pre-anoxic tank 23, and preferably (though not shown in the figure) to the anoxic tank 20.

45 [0135] The sludge solubilized at the solubilization tank 7 is returned to the compatible tank 24 and is circulated through the cycle of the compatible tank 24, the anoxic tank 20, the aeration tank 25, the settling tank 4, the concentrator 9 and the solubilization tank 7. In addition to being supplied to the concentrator 9, the sludge separated at the settling tank 4 is also returned to the pre-anoxic tank 23. Further, sludge from the anaerobic tank 18 or the compatible tank 24 is also returned to the pre-anoxic tank 23.

50 [0136] The temperature of the solubilization tank 7 is set to a temperature in the range of 45 to 70°C, and preferably to a temperature in the range of 50 to 65°C, as in Example 1 above. Further, the pH is also set to a pH in the range of 5.5 to 9, and preferably to a pH in the range of 6 to 8.5, as in Example 2. It is also the same as in Example 2 that the four strains can be used individually or in mixtures. It is also the same as in Example 2 that the strains may be either preliminarily maintained in the solubilization tank 7, preliminarily included in the sludge supplied to the solubilization tank 7, or freshly added to the solubilization tank 7.

(Example 10)

5 [0137] The treatment apparatus of the present Example is provided with an anaerobic tank 18, an anoxic tank 20, an aeration tank 25, a settling tank 4 and a solubilization tank 7, as shown in Fig. 11.

[0138] In the present example, raw water is anaerobically treated at the anaerobic tank 18 so that the phosphorus component in the sludge is released, and is supplied to the anoxic tank 20 where it is subjected to denitrification. The treated liquid which has been denitrified at the anoxic tank 20 is supplied to the aeration tank 25, and ammonia contained in the sludge is changed to nitrous acid or nitric acid at the aeration tank 25. That is, nitrification occurs at the aeration tank 25.

10 [0139] Next, the treated liquid that has been nitrified at the aeration tank 25 is supplied to the settling tank 4. Solid-liquid separation occurs at this settling tank 4, and the separated liquid fraction is discharged or the like. A portion of the sludge which is the separated and settled solid fraction is supplied to the solubilization tank 7, and the remaining portion is returned to the anaerobic tank 18 as return sludge.

15 [0140] The sludge after solubilization treatment is returned to the anaerobic tank 18 and is subjected to repetition of the cycle of denitrification at the anoxic tank 20, treatment at the aeration tank 25, solid-liquid separation at the settling tank 4 and solubilization at the solubilization tank 7. Further, a portion of the nitrified liquid which has been treated at the aeration tank 25 is returned to the anoxic tank 20 or the anaerobic tank 18 and denitrified at the anoxic tank 20.

20 [0141] The temperature of the solubilization tank 7 is set to a temperature in the range of 45 to 70°C, and preferably to a temperature in the range of 50 to 65°C, as in Example 1 above. Further, the pH is also set to a pH in the range of 5.5 to 9, and preferably to a pH in the range of 6 to 8.5, as in Example 2. It is also the same as in Example 2 that the four strains can be used individually or in mixtures. It is also the same as in Example 2 that the strains may be either preliminarily maintained in the solubilization tank 7, preliminarily included in the sludge supplied to the solubilization tank 7, or freshly added to the solubilization tank 7.

25

30

35

40

45

50

55

SEQUENCE LISTING

<110> SHINKO PANTEC CO., LTD
 <120> NOVEL MICROORGANISM AND PROCESS FOR TREATMENT OF ORGANIC SOLID MATTER
 USING THE MICROORGANISM
 5 <130> F-1910
 <160> 6
 <210> 1
 <211> 1495
 <212> DNA
 <213> *Geobacillus* sp. SPT4
 10 <400> 1
 gaacgctggc ggcgctgccta atacatgcaa gtcgagcggga ccggacagga gcttgccttt 60
 gttcgggttag cggcgggacgg gtgagtaaca cgtgggcaac ctaccctaa gaccgggata 120
 actccgggaa accgggagcta ataccggata acaccgaaga ccgcatggtc ttcggttgaa 180
 aggcggcttt ggctgtcact tacggatggg cccgcggcgc attagctagt tggtaggta 240
 acggctcacc aagcgcacga tgcgtagccg gccgagagg gtgaccggcc acactgggac 300
 15 tagacacagg cccagactcc tacgggaggg agcagtaggg aatcttccgc aatggacgaa 360
 agtctgacgg agcgcgccc cgtgagcggaa gaaggtcttc ggatcgtaaa gctctgttgt 420
 tagggaaaga gaaatccgt lcgataggg cggtaggtg acggtacctg acgagaaagc 480
 cccggctaac tacgtccag cagcccggtt aatcgtagg ggcgagcgtl gtcgggaatt 540
 atggcgta aagcgcgcgc agcggctccc ttaagctga tggtaaagcc cacggctcaa 600
 ccgtggagggt tcaatggaaa ctgggggact tgagtgcaga agaggagagc ggaattccac 660
 20 gtagcgggt gaaatcgtg agatgtgga ggaacaccag tggcgaaggc ggctctctgg 720
 tctgtaacig acgctgaggc gcaaaagcgt ggggagcaaa caggataga taccctggtg 780
 tctccagccc taaacgatga gtgctaatg tttagaggggt caaaccttt agtgcctgag 840
 ctaacgcgtt aagcaactcc cctggggagt acggcggcaa gctgaaact caaaggaatt 900
 gacggggggcc cgcacaagcg gtggagcatg tggtttaatt cgaagcaac cgaagaacct 960
 taccaggctc tgacatcccc tgacaacct agagataggc cgtlccccct lcggggggac 1020
 aggtgacag gtaggtgcat gttgtcgtca gctcgtctg tgagatgtg ggttaagtcc 1080
 25 cgaacgagc gtaacctcg acctagttg ccagcaltca gtlgggcacl ctlaagtgac 1140
 tggcgtgac aatcggagg aaggtgggga tgacgtcaaa lcatcatgcc ccttatgacc 1200
 tgggtacac acgtgctaca atgggcggta caaagggtc cgaaccccg agggggagcg 1260
 aatccccaaa agccgctctc agttcggatt gcaggctgca actcgcctgc atgaagccgg 1320
 aatcgctagt aatcgggat cagcatgcc cggtagaatc gtlccggggc ctltgacaca 1380
 ccgcccgtca caccacgaga gcttgcaaca cccgaagtgc gtgaggtaac cctltcggga 1440
 30 gccagccgcc gaaggtgggg caagtgatg gggtgaagtc gtaacagggt agcca 1495

<210> 2
 <211> 1498
 <212> DNA
 <213> *Geobacillus* sp. SPT5
 35 <400> 2
 agaacgctga cggcgtgcct aatacatgca agtcgagcgg actgaatggg agcttgcctc 60
 gttcgggttag cggcgggacgg ggtgagtaac acgtgggcaa cctgcccga agaccgggat 120
 aactccggga aaccggagct aataccggat aacaccgaag accgcatggt ctttggttga 180
 aagggcggcgc aagctgccac ttgcggatgg gcccggcggc callagctag ttggtgaggt 240
 aacggctcac caagcgcagc atcgctagcc ggctgagag ggtgaccggc cacactggga 300
 40 ctgagacacg ccccagactc ctacgggagg cagcagtagg gaatcttccg caatggcga 360
 aagcctgacg gagcgcgccc gctgagcga agaaggccti cgggtcgtaa agctctgttg 420
 taggggacga aggagcggcc ttigaagaag gcggcgggt gacggtacct cacgaggaag 480
 ccccggctaa ctacgtgcca gcagccggg taaatcgtag gggcagcgtl gtcgggaat 540
 tattgggctg aaagcgcgcg caggcggctc ctlaagctg atgtgaaagc ccacggctca 600
 accgtggagg gtcattggaa actgggggac ttgagtgcag gagaggagag cggaaatcca 660
 45 cgtgtagcgg tgaatcgtl agagatgtgg aggaacacca gtlggcgaagg cggctctctg 720
 gcctgcaact gacgctgagg cgcgaaaagc tggggagcaa acaggattag ataccctggt 780
 agtccacgcc taaacgatg agtgcatagt gtlagagggg tcaacacctl lagtgcctgca 840
 gctaacgcga taagcaactc gcctggggag tacggccgca aggctgaaac tcaaaggaat 900
 tgacggggggc ccgcacaagc ggtggagcat gtaggtttaat tcaagcaac gcgaagaacc 960
 tlaccaggctc ttgacatccc ctgacaacct aagagattgg gcgtlcccc ttcggggggga 1020
 caggtgaca ggtggtgcat ggttgtctc agctcgtgtc gtgagatgtl gggttaatc 1080
 cgcacaagc cgaacctt cgctctagt tgccagcatt cggttgggca ctctagaggg 1140
 50 actgccggcg acaagtcgga ggaaggtgg gatgacgtca aatcatcatg ccccttatga 1200
 cctgggtac acactgctc caatgggggg tacaaggggc tgcgaacccg cgagggggag 1260
 cgaatcccaa aaagccgctc lcagtlcgga ttgcaggctg caactcgctl gcatgaagcc 1320
 ggaatcgcta gtaatcgcgg atcagcatgc cgcggtaga acgtlccgg gccitgtaca 1380
 caccgcccgt cacaccacga gagctlgcaa caccgaagtl cggtagggca accctltcg 1440
 55 ggagccagcc gccgaaggtg gggcaagtgat tggggtaga gtcgtaacag ggtagcca 1498

EP 1 659 171 A1

<210> 3
 <211> 1495
 <212> DNA
 <213> *Geobacillus* sp. SPT6
 <400> 3

5	gaacgctggc	ggcgtgccta	at acatgcaa	gtcgagcggg	ccggacagga	gcttgctctt	60
	gttcggttag	cggcggacgg	gtgagtaaca	cgtgggcaac	ctacccgtaa	gaccgggata	120
	actccgggaa	accggagcta	at accggata	acaccgaaga	ccgcatggtc	tlcggtlgaa	180
	aggcggcitt	ggctgtcact	lacggatggg	cccgcggcgc	at tagctagt	tggtaggta	240
	acggctcacc	aaggcgacga	tgcgtagccg	gcctgagagg	gtgaccggcc	acactgggac	300
10	tgagacacgg	cccagactcc	lacgggaggg	agcagtaggg	aatcttccgc	aatggacgaa	360
	agtctgacgg	agcgacgccg	cgtgagcgaa	gaaggtcttc	ggatcgtaaa	gctctgttgt	420
	tagggaagaa	gaagtaccgt	tccaataggg	cggtagcgtg	acggtagcta	acgagaaagc	480
	cccggtaac	tacgtgccag	cagccgcggt	aatacgtagg	ggcgagcgtt	gtccggaatt	540
	attgggcgta	aagcgcgcgc	aggcgggtccc	ttaagctgta	tgtgaaagcc	cacggctcaa	600
	ccgtggaggg	lcaatggaaa	ctgggggac	lgagtgaga	agaggagagc	ggaattccac	660
15	gtgtagcggg	gaaatgcgta	gagatgtgga	ggaacaccag	tggcgaaggc	ggctctctgg	720
	tctgtaacgt	acgctgaggg	gcgaaaagcgt	ggggagcaaa	caggattaga	laccctggtg	780
	gtccacggcg	taaacgatga	gtgctaatgt	ttagaggggt	caaacccttt	agtgctgcag	840
	ctaaccggtt	aagcactccg	ctggggaggt	acggccgcaa	ggctgaaact	caaaggaatt	900
	gacggggggcc	cgcaacaagcg	gtggagcag	tggtttaat	cgaagcaacg	cgaagaacct	960
	taccaggtct	tgacatcccc	tgacaacctt	agagataggg	cgttccccct	tccggggggac	1020
	agggtgacag	gtggtgcatg	gttgcgtca	gctcgtgtcg	tgagatgltg	ggttaagttc	1080
20	cgcaacgagc	gcaacctctg	accttagttg	ccagcattca	gttgggcact	ctaaggtagc	1140
	tggcgtgac	aaatcggagg	aaggtgggga	tgacgtcaaa	tcatcatgcc	ccttatgacc	1200
	tgggtacac	acgtgctaca	atggcggtga	caaaggcgtg	cgaaccgcgc	agggggagcg	1260
	aatcccaaaa	agccgctctc	agttcggatt	gcaggctgca	actcgctgc	atgaagccgg	1320
	aatcgctagt	aatcgcggat	cagcatgccg	cggtagaac	gttcccgggc	cttgtacaca	1380
	ccgcccgtca	caccacgaga	gcttgcaca	cccgaagtcg	gtgaggtaac	cctttcggga	1440
25	ccagccggcc	gaaggtgggg	caagtgattg	gggtgaagtc	gtaacaggtg	agcca	1495

<210> 4
 <211> 1498
 <212> DNA
 <213> *Geobacillus* sp. SPT7
 <400> 4

30	gagaacgctg	gcgccgtgcc	taatacatgc	aagtcgagcg	gaccaaactcg	gagcttgctc	60
	tgatttggtc	agcggcggac	gggtgagtaa	cacgtgggca	acctgccccg	aagaccggga	120
	taactccggg	aaaccggagc	taataaccgga	taaacaccgaa	gaccgcatgg	tcttltggtlg	180
	aaaggcggcc	tttggctgtc	acttgcggat	gggcccgcgg	cgcattagct	agttggtgag	240
	gtaacggctc	accaaggcga	cgatgcgtag	ccggcctgag	agggtagacc	gccacactgg	300
35	gactgagaca	cggcccagac	lclacggga	ggcagcagta	gggaalcttc	cgcaatgggc	360
	gaaagcctga	cggagcgacg	ccgcgtgagc	gaagaaggcc	ttcgggtcgt	aaagctctgt	420
	tgtgagggac	gaaggagcgc	cgttccaaga	gggcggcgcg	gtgacggtag	ctcacgagga	480
	agccccggct	aactacgtgc	cagcagccgc	ggtaatacgt	aggggcgagc	gttgtccgga	540
	attattgggc	gtaaagcgcg	cgcaggcggg	lcttlaagtc	tgatgtgaaa	gcccacggct	600
	caaccgtgga	gggtcattgg	aaactggggg	acttgaglgc	aggagaggag	agcggaatlc	660
40	cacgtgtagc	ggtgaaatgc	gtagagatgt	ggaggaacac	cagtagcgaa	ggcggctctc	720
	tggcctgcaa	ctgacgctga	ggcgcgaaaag	cntggggagc	aaacaggatt	agatacctg	780
	glagttccacg	ccgtaaacga	tgagtgctaa	gtltagagg	ggtcacaccc	tttagtgctg	840
	cagtaaacgc	gataagcact	ccgcctgggg	agtagcggcg	caaggctgaa	actcaaagga	900
	attgacgggg	gcccgcacaa	gcggtaggagc	atgtggttta	atlcgaagca	acgcgaagaa	960
	ccttaccagg	lcttgacatc	ccctgacaac	ccaagagatt	gggcgttccc	ccttcggggg	1020
	gacaggggga	caggtggtgc	atggttgtcg	tcagctcgtg	tcgtgagatg	ttgggttaag	1080
45	lccccaaacg	agcgaacccc	lccctctag	tlgccagcac	gaangtgggc	actctagagg	1140
	gactgccggc	gacaagtcgg	aggaaggtgg	ggatgacgtc	aaatcatcat	gccccctatg	1200
	acctgggcta	cacacgtgct	acaatgggcg	gtacaaaggg	ctgcgaaccc	gcgaggggga	1260
	gcgaatccca	aaaagccgct	ctcagtlcgg	atlgcaggct	gcaactcgcc	tgcataagc	1320
	cggaatcgct	agttaatcgg	gatcagcatg	ccgcggtgaa	tacgttcccg	ggccttgtac	1380
	acaccgcccg	tcacaccacg	agagcttgcg	acaccggaag	tcggtgnggt	aaccttacg	1440
50	ggagccaagc	gcccgaaggtg	gggcaagtg	ttgggggtgaa	gtcgtaacag	ggtagcca	1498

<210> 5
 <211> 20
 <212> DNA

55

<213> Artificial Sequence
 <400> 5
 agagtttgat cctgcctcag 20

5 <210> 6
 <211> 19
 <212> DNA
 <213> Artificial Sequence
 <400> 6
 ggctaccltg ttacgactt 19

10

Claims

15 1. A novel microorganism belonging to genus Geobacillus, which has an ability to produce a solubilizing enzyme for solubilizing organic solid matter such as organic sludge or biological sludge.

20 2. A novel microorganism belonging to genus Geobacillus, which has an ability to produce a solubilizing enzyme for solubilizing organic solid matter such as organic sludge or biological sludge and has the following mycological characteristics:

A. Morphological characteristics

- 25 (1) Shape and size of cell: rod-shaped cell with a width of 0.7 to 0.8 μm and a length of 2.0 to 4.0 μm
 (2) Presence or absence of motility: present
 (3) Presence or absence of spore: present

B. Cultivating characteristics (Nutrient agar plate culture)

- 30 (1) Colony morphology: circular, entirely smooth edge, low convex
 (2) Color: cream color
 (3) Gloss: present

C. Physiological characteristics

- 35 (1) Gram staining property: +
 (2) Nitrate reduction: -
 (3) Indole production: -
 (4) Hydrogen sulfide production: -
 40 (5) Use of citric acid: -
 (6) Urease: -
 (7) Oxidase: +
 (8) Catalase: +
 (9) Attitude to oxygen: aerobic
 45 (10) O-F test (glucose): - / -
 (11) Production of acid and gas from saccharides D-glucose: acid (+) / gas (-)

50 3. A novel microorganism belonging to genus Geobacillus, which has an ability to produce a solubilizing enzyme for solubilizing organic solid matter such as organic sludge or biological sludge and has the following mycological characteristics:

A. Morphological characteristics:

- 55 (1) Shape and size of cell: rod-shaped cell with a width of 0.7 to 0.8 μm and a length of 2.0 to 4.0 μm
 (2) Presence or absence of motility: present
 (3) Presence or absence of spore: present

B. Cultivating characteristics (Nutrient agar plate culture)

EP 1 659 171 A1

- (1) Colony morphology: circular, entirely smooth edge, low convex
- (2) Color: cream color
- (3) Gloss: present

5 C. Physiological characteristics

- (1) Gram staining property: +
- (2) Nitrate reduction: -
- (3) Indole production: -
- 10 (4) Hydrogen sulfide production: -
- (5) Use of citric acid: -
- (6) Urease: -
- (7) Oxidase: +
- (8) Catalase: +
- 15 (9) Attitude to oxygen: aerobic
- (10) O-F test (glucose): - /-
- (11) Production of acid and gas from saccharides D-glucose: acid (+)/gas (-)
- (12) Fermentability test
 - 20 (a) D-glucose: +
 - (b) D-fructose: +
 - (c) D-mannose: +
 - (d) D-sorbitol: -
 - (e) Inositol: -
 - 25 (f) Maltose: +
 - (g) Trehalose: +

(13) Other physiological characteristics

- 30 (a) β -Galactosidase activity: -
- (b) Arginine dihydrolase activity: -
- (c) Lysine dicarboxylase activity: -
- (d) Tryptophan deaminase activity: -
- (e) Acetoin production: -
- 35 (f) Gelatinase activity: +
- (g) Ornithine dicarboxylase activity: -

- 4. The novel microorganism according to claim 1, which is Geobacillus sp. SPT4 (FERM BP-08452).
- 40 5. The novel microorganism according to claim 1, which is Geobacillus sp. SPT5 (FERM BP-08453).
- 6. The novel microorganism according to claim 1, which is Geobacillus sp. SPT6 (FERM BP-08454).
- 7. The novel microorganism according to claim 1, which is Geobacillus sp. SPT7 (FERM BP-08455).
- 45 8. A novel microorganism belonging to genus Geobacillus, which has an ability to produce a solubilizing enzyme for solubilizing organic solid matter such as organic sludge or biological sludge and has a base sequence of 16SrRNA gene as described in SEQ ID No. 1 in the sequence listing.
- 50 9. A novel microorganism belonging to genus Geobacillus, which has an ability to produce a solubilizing enzyme for solubilizing organic solid matter such as organic sludge or biological sludge and has a base sequence of 16SrRNA gene as described in SEQ ID No. 2 in the sequence listing.
- 55 10. A novel microorganism belonging to genus Geobacillus, which has an ability to produce a solubilizing enzyme for solubilizing organic solid matter such as organic sludge or biological sludge and has a base sequence of 16SrRNA gene as described in SEQ ID No. 4 in the sequence listing.
- 11. A process for treatment of organic solid matter, in which organic solid matter such as organic sludge or biological

EP 1 659 171 A1

sludge is solubilized by at least one novel microorganism according to any one of claims 1 to 10.

- 5 **12.** A process for treatment of organic solid matter, in which organic solid matter such as organic sludge or biological sludge is solubilized by a mixture of microorganisms comprising any one of the novel microorganisms according to claim 4, 5 or 6 and the novel microorganism according to claim 7.

10

15

20

25

30

35

40

45

50

55

Fig . 1

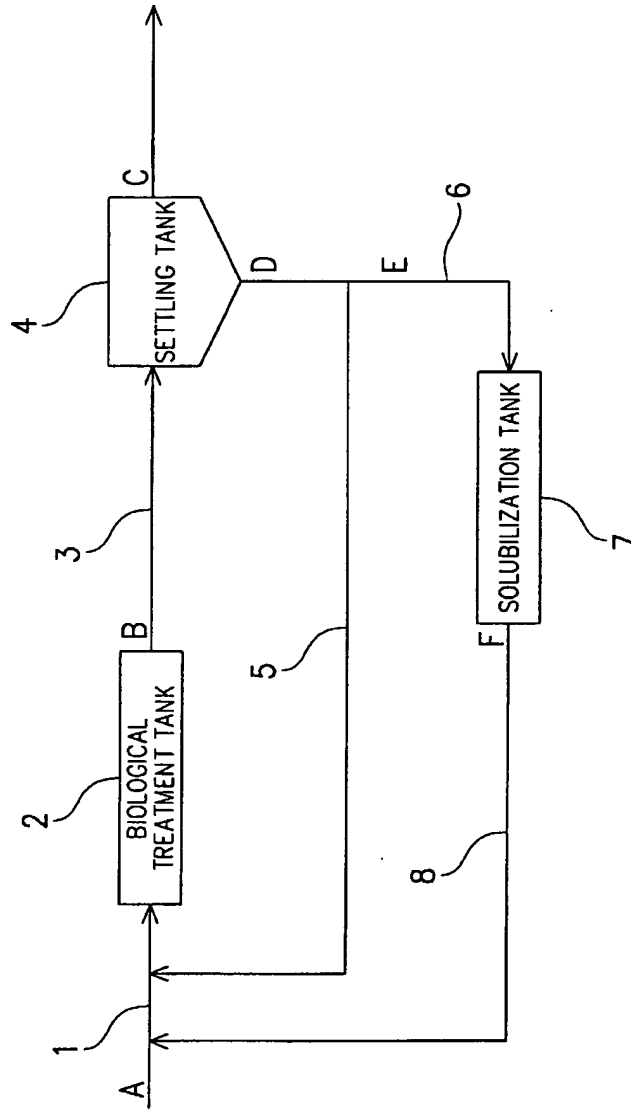


Fig. 2

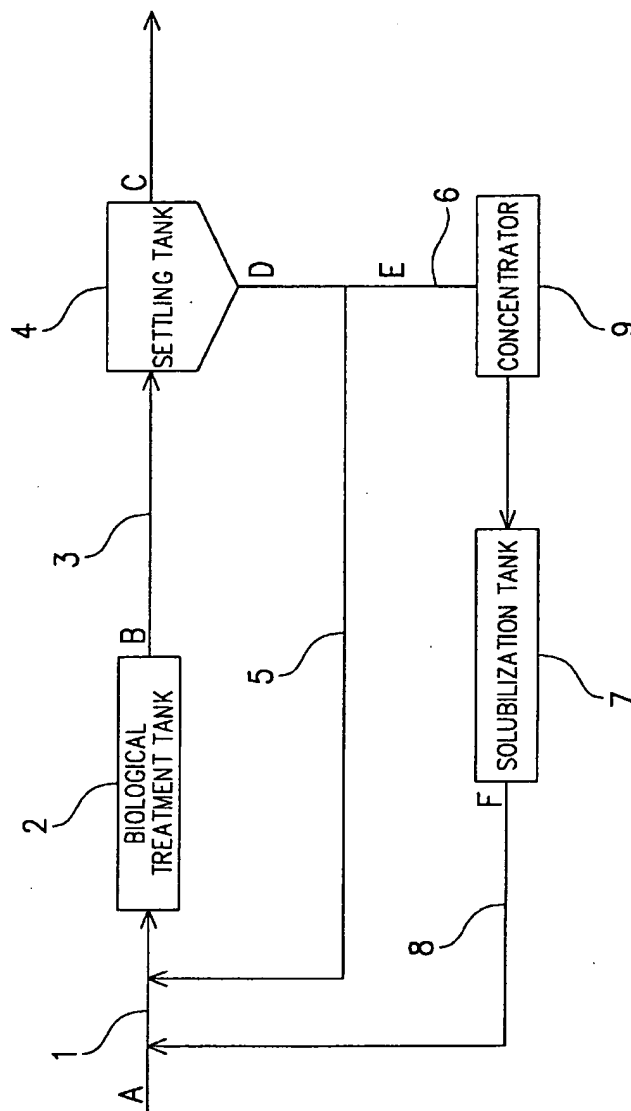


Fig . 3

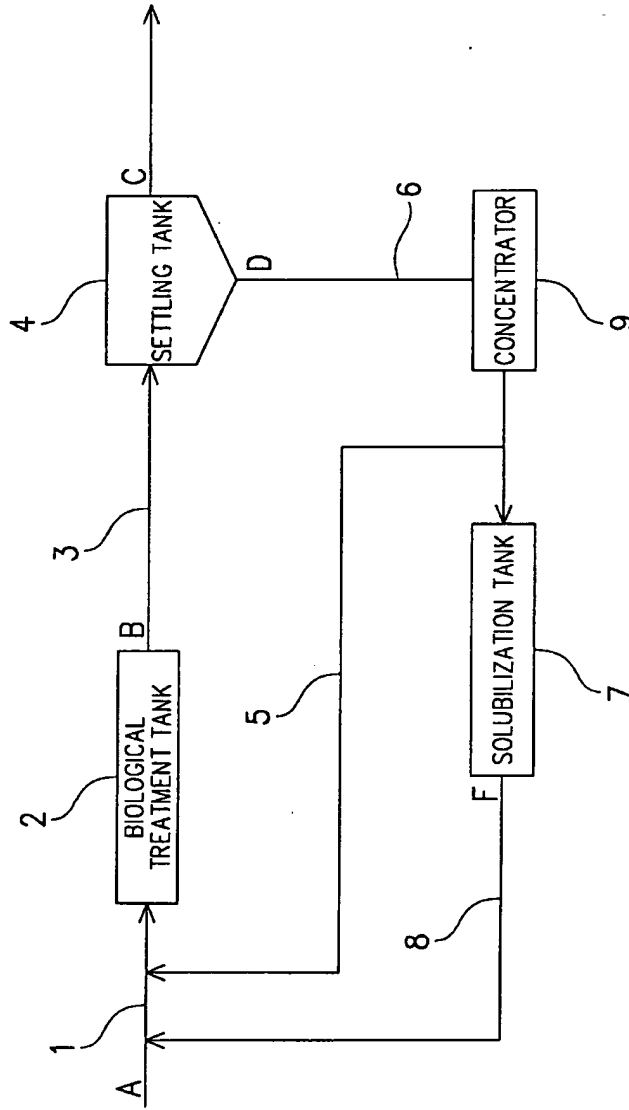


Fig . 4

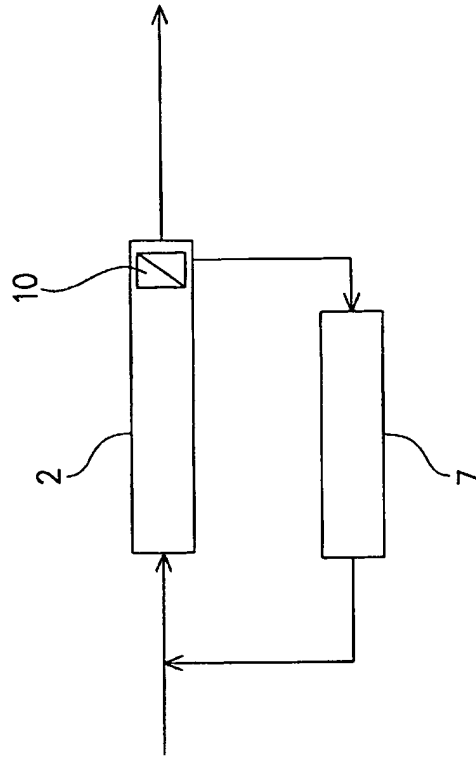


Fig. 5

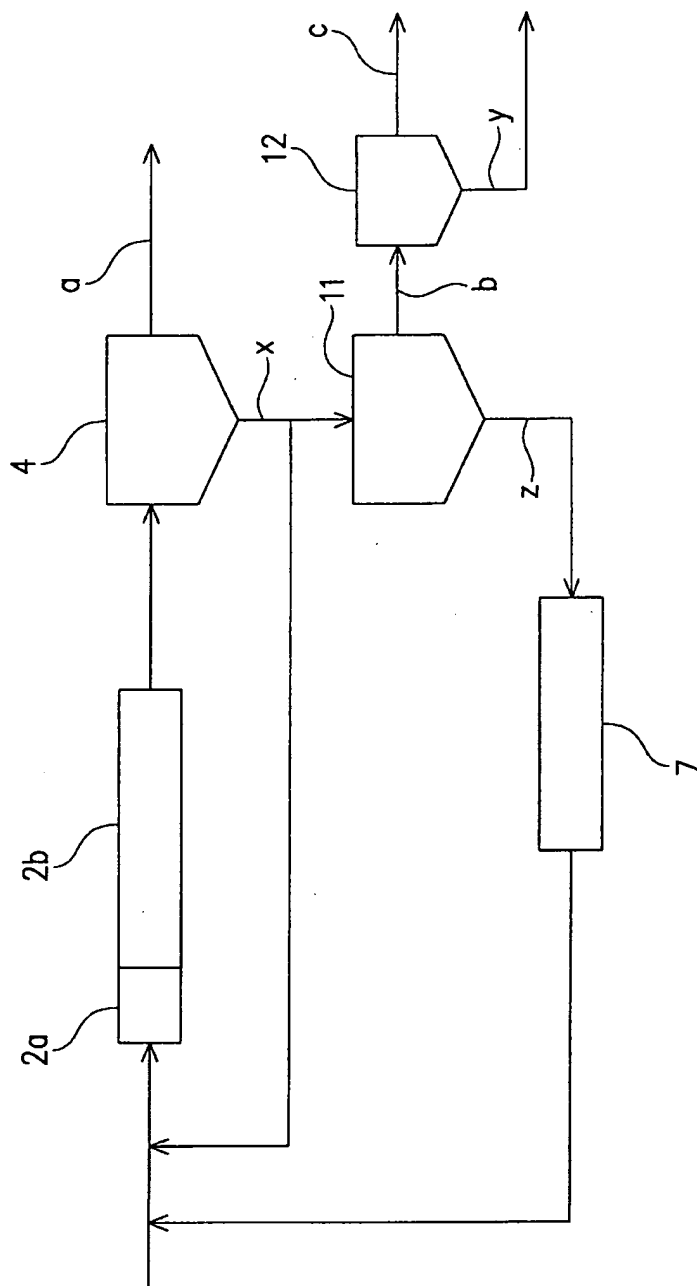


Fig. 6

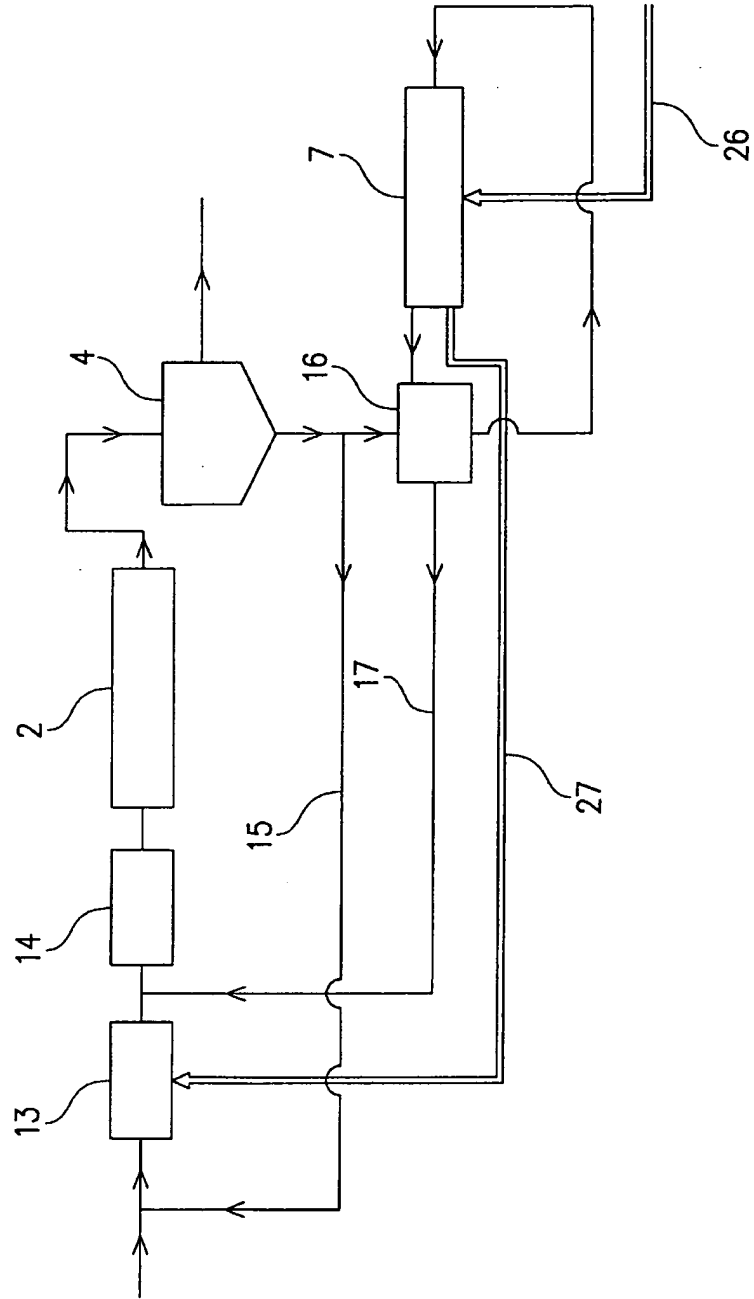


Fig . 7

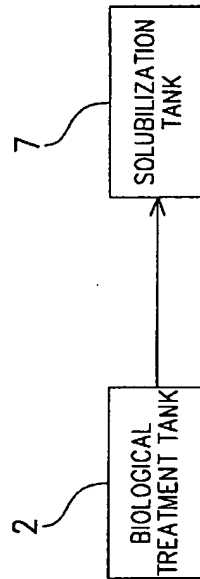


Fig . 8

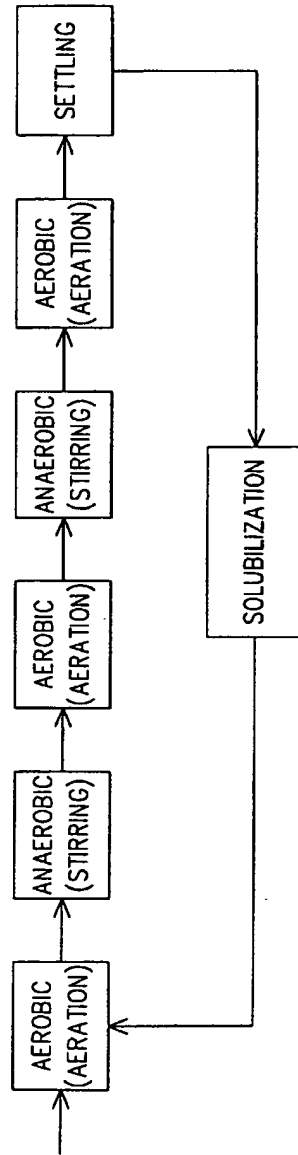


Fig. 9

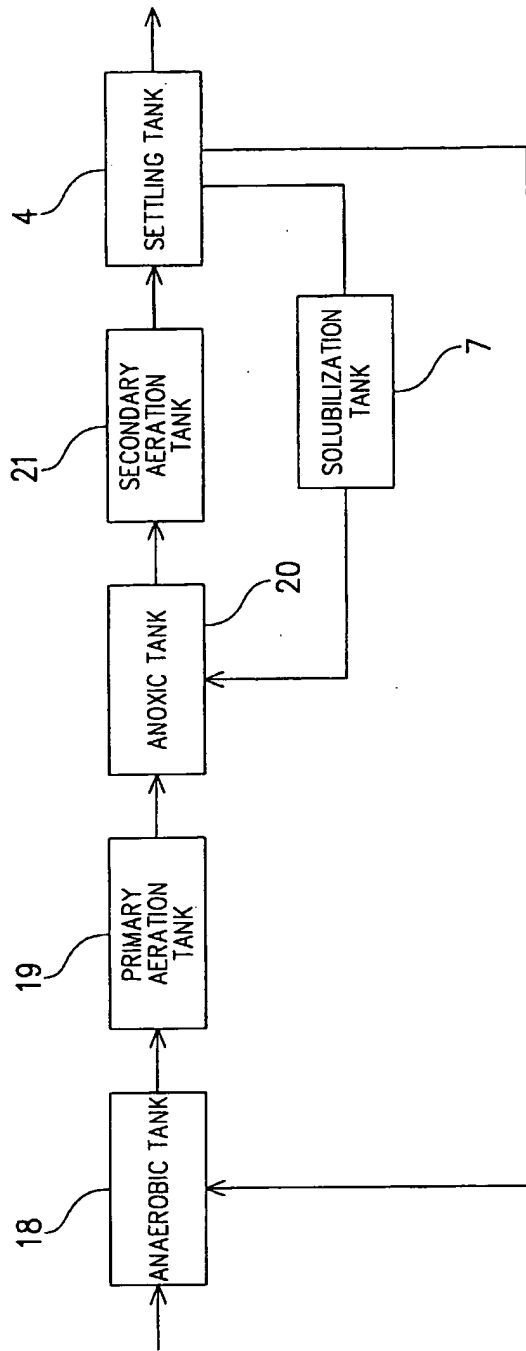


Fig .10

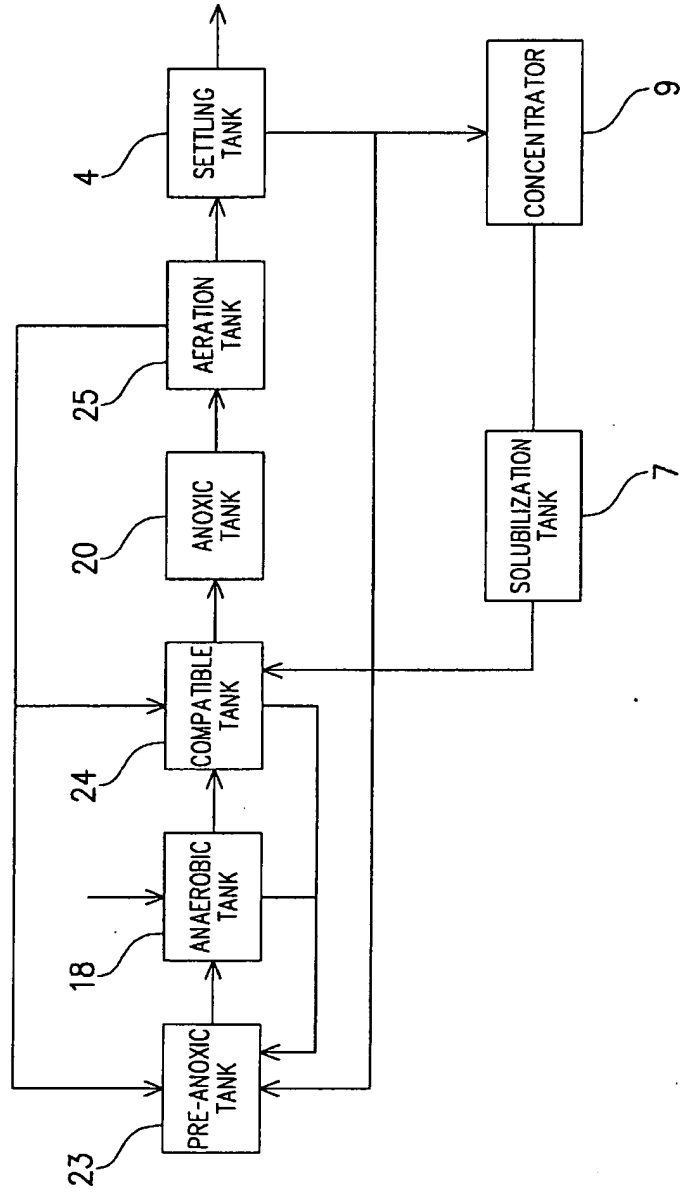
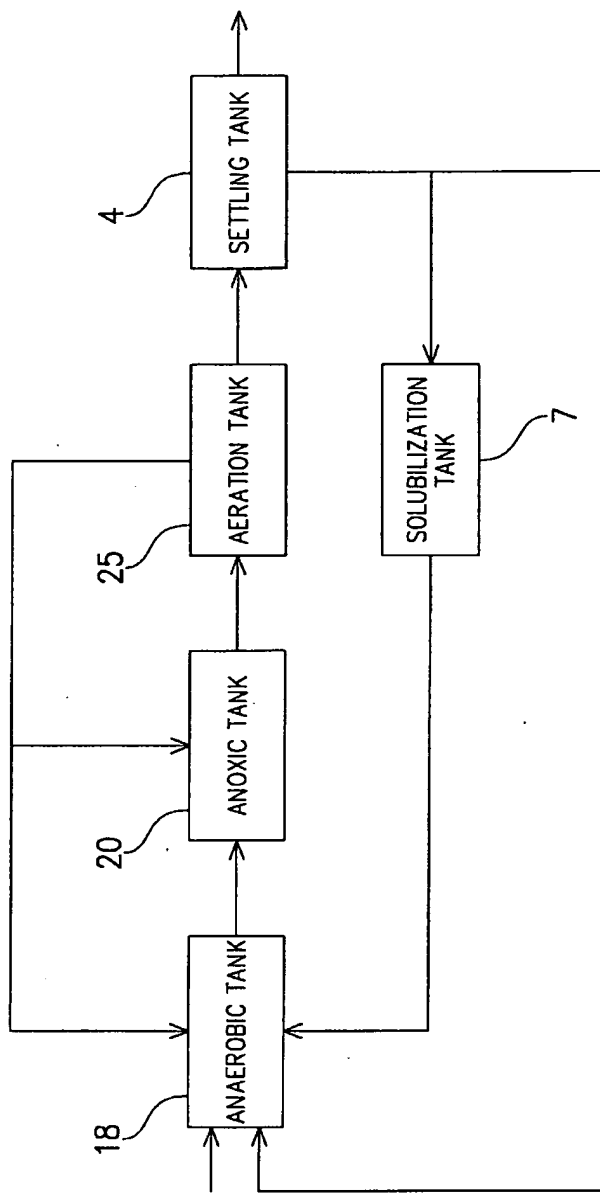


Fig . 11



INTERNATIONAL SEARCH REPORT

International application No.

PCT/JP03/11008

A. CLASSIFICATION OF SUBJECT MATTER Int.Cl ⁷ C12N1/00, C02F11/02		
According to International Patent Classification (IPC) or to both national classification and IPC		
B. FIELDS SEARCHED		
Minimum documentation searched (classification system followed by classification symbols) Int.Cl ⁷ C12N1/00, C02F11/02		
Documentation searched other than minimum documentation to the extent that such documents are included in the fields searched		
Electronic data base consulted during the international search (name of data base and, where practicable, search terms used) WPIDS, BIOSIS, MEDLINE, JSTplus		
C. DOCUMENTS CONSIDERED TO BE RELEVANT		
Category*	Citation of document, with indication, where appropriate, of the relevant passages	Relevant to claim No.
A	JP 2003-62559 A (NKK Corp.), 04 March, 2003 (04.03.03), (Family: none)	1-12
A	JP 2002-125657 A (Mitsui Engineering & Shipbuilding Co., Ltd.), 08 May, 2002 (08.05.02), (Family: none)	1-12
A	JP 2000-167596 A (Konan Kagaku Kogyo Kabushiki Kaisha), 20 June, 2000 (20.06.00), (Family: none)	1-12
A	JP 2000-139449 A (Toray Industries, Inc.), 23 May, 2000 (23.05.00), (Family: none)	1-12
<input checked="" type="checkbox"/> Further documents are listed in the continuation of Box C. <input type="checkbox"/> See patent family annex.		
* Special categories of cited documents: "A" document defining the general state of the art which is not considered to be of particular relevance "E" earlier document but published on or after the international filing date "L" document which may throw doubts on priority claim(s) or which is cited to establish the publication date of another citation or other special reason (as specified) "O" document referring to an oral disclosure, use, exhibition or other means "P" document published prior to the international filing date but later than the priority date claimed		"I" later document published after the international filing date or priority date and not in conflict with the application but cited to understand the principle or theory underlying the invention "X" document of particular relevance; the claimed invention cannot be considered novel or cannot be considered to involve an inventive step when the document is taken alone "Y" document of particular relevance; the claimed invention cannot be considered to involve an inventive step when the document is combined with one or more other such documents, such combination being obvious to a person skilled in the art "&" document member of the same patent family
Date of the actual completion of the international search 25 September, 2003 (25.09.03)		Date of mailing of the international search report 14 October, 2003 (14.10.03)
Name and mailing address of the ISA/ Japanese Patent Office		Authorized officer
Facsimile No.		Telephone No.

Form PCT/ISA/210 (second sheet) (July 1998)

INTERNATIONAL SEARCH REPORT

International application No. PCT/JP03/11008

C (Continuation). DOCUMENTS CONSIDERED TO BE RELEVANT		
Category*	Citation of document, with indication, where appropriate, of the relevant passages	Relevant to claim No.
A	JP 9-234060 A (Shinko Pantec Co., Ltd), 09 September, 1997 (09.09.97), (Family: none)	1-12
A	XU, Dong et al., Phylogenetic relationships between Bacillus species and related genera inferred from comparison of 3' end 16S rDNA and 5' end 16S-23S ITS nucleotide sequences., Int.J. Syst.Evol.Microbiol., 2003 May, Vol.53(Pt3), pages 695 to 704	1-12
A	OBOJSKA, A. et al., Organophosphonate utilization by the thermophile Geobacillus caldoxylosilyticus T20. Appl.Environ.Microbiol., 2002 April, Vol.68(4), pages 2081 to 2084	1-12
A	MAUGERI, T.L. et al., Three novel halotolerant and thermophilic Geobacillus strains from shallow marine vents., Syst.Appl.Microbiol., 2002 October, Vol.25(3), pages 450 to 455	1-12

Form PCT/ISA/210 (continuation of second sheet) (July 1998)

UNITED STATES DISTRICT COURT
MIDDLE DISTRICT OF FLORIDA
TAMPA, DIVISION

SPECNOR TECHNIC CORP
Plaintiff

Case No.:8:10-CV-01148-RAL-MA

v.

SPEEDLINE TECHNOLOGIES, INC.
Defendant.

PLAINTIFF'S INITIAL DISCLOSURES

Pursuant to Fed. R. Civ. P. 26(a), SPECNOR TECHNIC CORP provides its initial disclosures as follows:

Rule 26(a)(1)(A)(i) – INDIVIDUALS LIKELY TO HAVE DISCOVERABLE INFORMATION AND SUBJECTS OF SUCH INFORMATION

Last Name	First Name	Title	Location
Gyemant	Tony	VP of Sales	5350 J. Armand Bombardier St. Hubert, Quebec, Canada J32 1J1
Namiranian	Hushang	Technical Director	5350 J. Armand Bombardier St. Hubert, Quebec, Canada J32 1J1

The individuals identified above must be contacted through counsel of record. The respective subjects on which they have information are identified by their respective titles.

Rule 26(a)(1)(A)(ii) – DESCRIPTION BY CATEGORY AND LOCATION OF DOCUMENTS

Documents relating to the prior litigation, including the settlement of that litigation.

Documents relating to Specnor's current sales.

All documents are located at Specnor's facilities in Canada.

Rule 26(a)(1)(A)(iii) – CALCULATION OF DAMAGES

Not applicable at this time.

Rule 26(a)(1)(D) – COPIES OF INSURANCE POLICIES

None.

This disclosure is based on information reasonably available to Plaintiff at this time and Plaintiff will supplement this information as required by the Federal Rules of Civil Procedure.

Respectfully submitted,

/s/ Woodrow H. Pollack
Michael J. Colitz, III
Florida Bar No. 0164348
Woodrow H. Pollack
Florida Bar No. 26802
GrayRobinson, P.A.
201 N. Franklin St., Suite 2200
Tampa, FL 33602
Tel: (813) 273-5000
Fax: (813) 273-5145
michael.colitz@gray-robinson.com
woodrow.pollack@gray-robinson.com
Attorneys for Defendants

CERTIFICATE OF SERVICE

I hereby certify that, on September 24, 2010, I sent the foregoing via U.S. Mail and email

to

John L. Welch
Keith F. Noe
Thomas P. McNulty
Lando & Anastasi
Riverfront Office Park
One Main St., 11th Floor
Cambridge, MA 02142
617/395-7039
Fax: 617/395-7070
JWelch@LALaw.com
KNoe@LALaw.com
TMcNulty@LALaw.com

Joseph J. Weissman
Johnson, Pope, Bokor, Ruppel & Burns, LLP
403 E Madison St - Ste 400 (33602)
PO Box 1100
Tampa, FL 33602
813/225-2500, ext 226
Fax: 813/223-7118
Email: josephw@jpfirm.com

/s/ Woodrow H. Pollack
Attorney